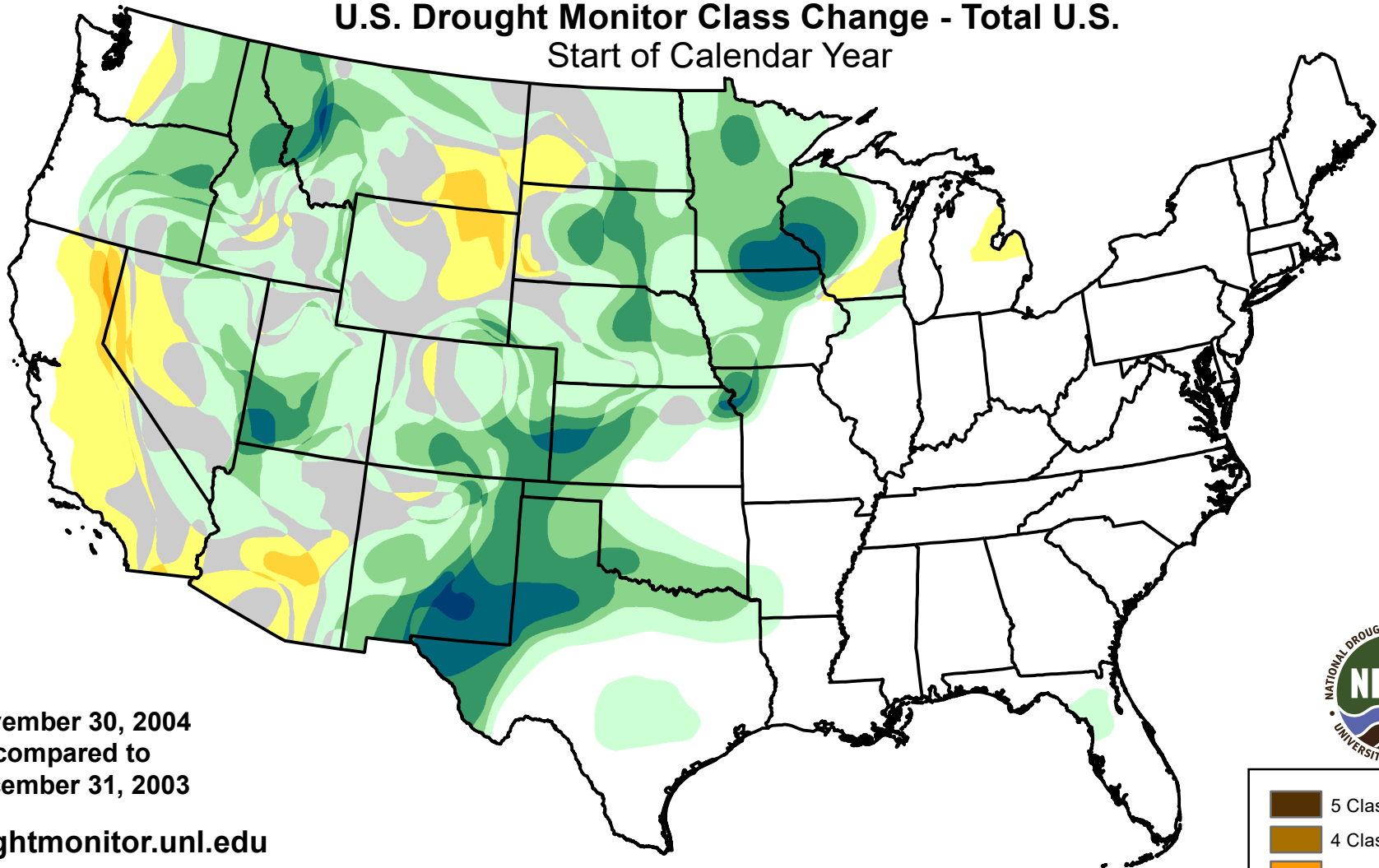













# U.S. Drought Monitor Class Change - Total U.S. Start of Calendar Year



November 30, 2004  
compared to  
December 31, 2003

[droughtmonitor.unl.edu](http://droughtmonitor.unl.edu)



-  5 Class Degradation
-  4 Class Degradation
-  3 Class Degradation
-  2 Class Degradation
-  1 Class Degradation
-  No Change
-  1 Class Improvement
-  2 Class Improvement
-  3 Class Improvement
-  4 Class Improvement
-  5 Class Improvement

