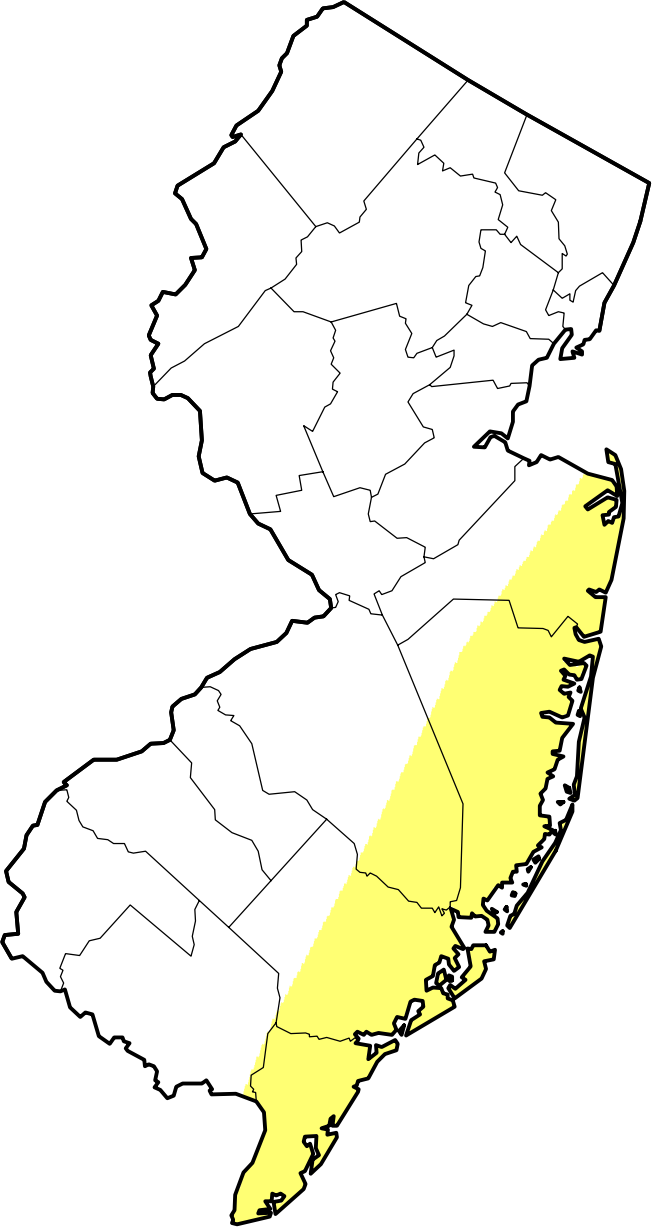













# U.S. Drought Monitor Class Change - New Jersey

13 Week



October 11, 2005  
compared to  
July 14, 2005



-  5 Class Degradation
-  4 Class Degradation
-  3 Class Degradation
-  2 Class Degradation
-  1 Class Degradation
-  No Change
-  1 Class Improvement
-  2 Class Improvement
-  3 Class Improvement
-  4 Class Improvement
-  5 Class Improvement

[droughtmonitor.unl.edu](http://droughtmonitor.unl.edu)