












# U.S. Drought Monitor Class Change - Delaware

26 Week



November 22, 2005  
compared to  
May 26, 2005



-  5 Class Degradation
-  4 Class Degradation
-  3 Class Degradation
-  2 Class Degradation
-  1 Class Degradation
-  No Change
-  1 Class Improvement
-  2 Class Improvement
-  3 Class Improvement
-  4 Class Improvement
-  5 Class Improvement

[droughtmonitor.unl.edu](http://droughtmonitor.unl.edu)