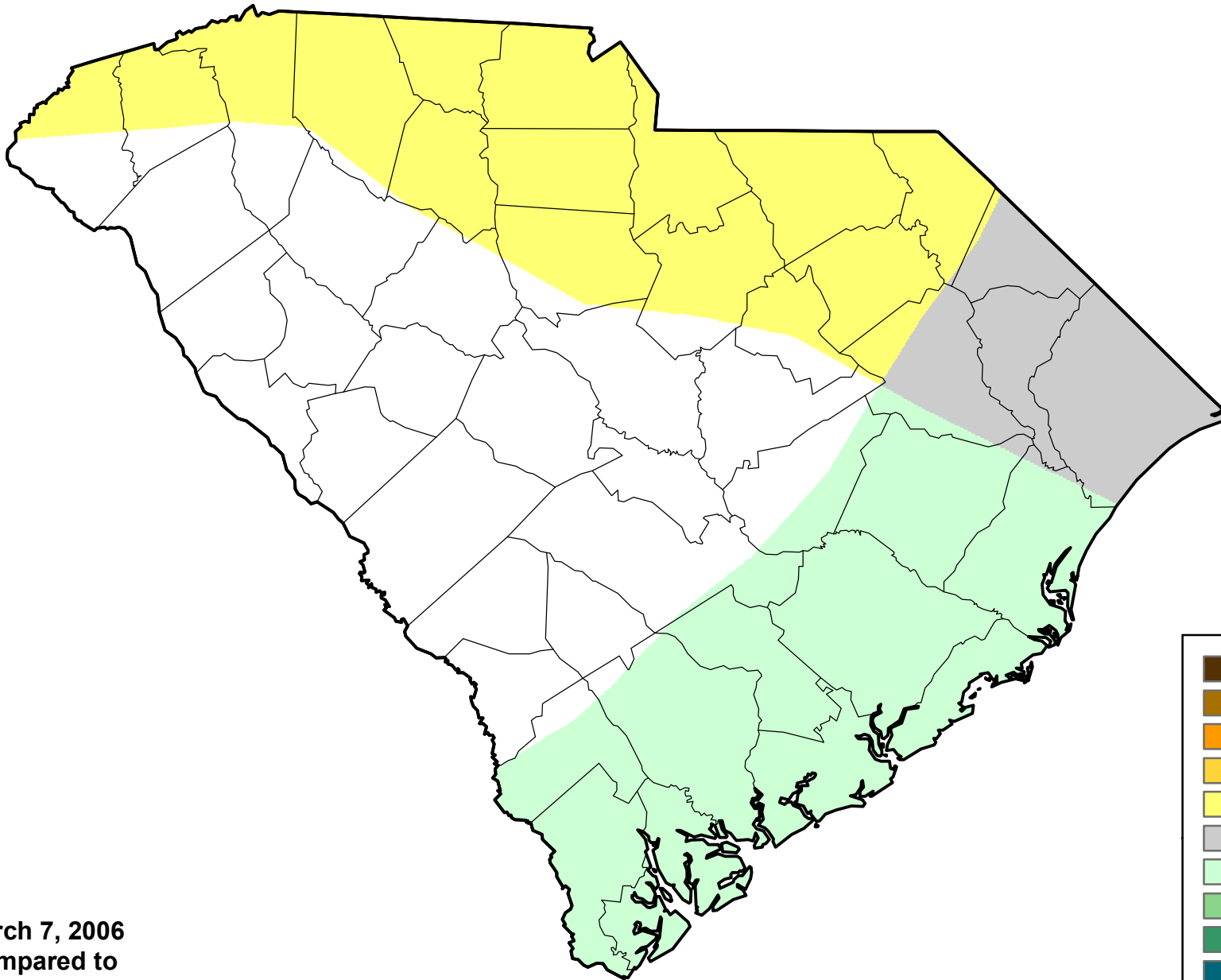













U.S. Drought Monitor Class Change - South Carolina

52 Week



**March 7, 2006
compared to
March 10, 2005**

droughtmonitor.unl.edu

- | | |
|---|---------------------|
|  | 5 Class Degradation |
|  | 4 Class Degradation |
|  | 3 Class Degradation |
|  | 2 Class Degradation |
|  | 1 Class Degradation |
|  | No Change |
|  | 1 Class Improvement |
|  | 2 Class Improvement |
|  | 3 Class Improvement |
|  | 4 Class Improvement |
|  | 5 Class Improvement |