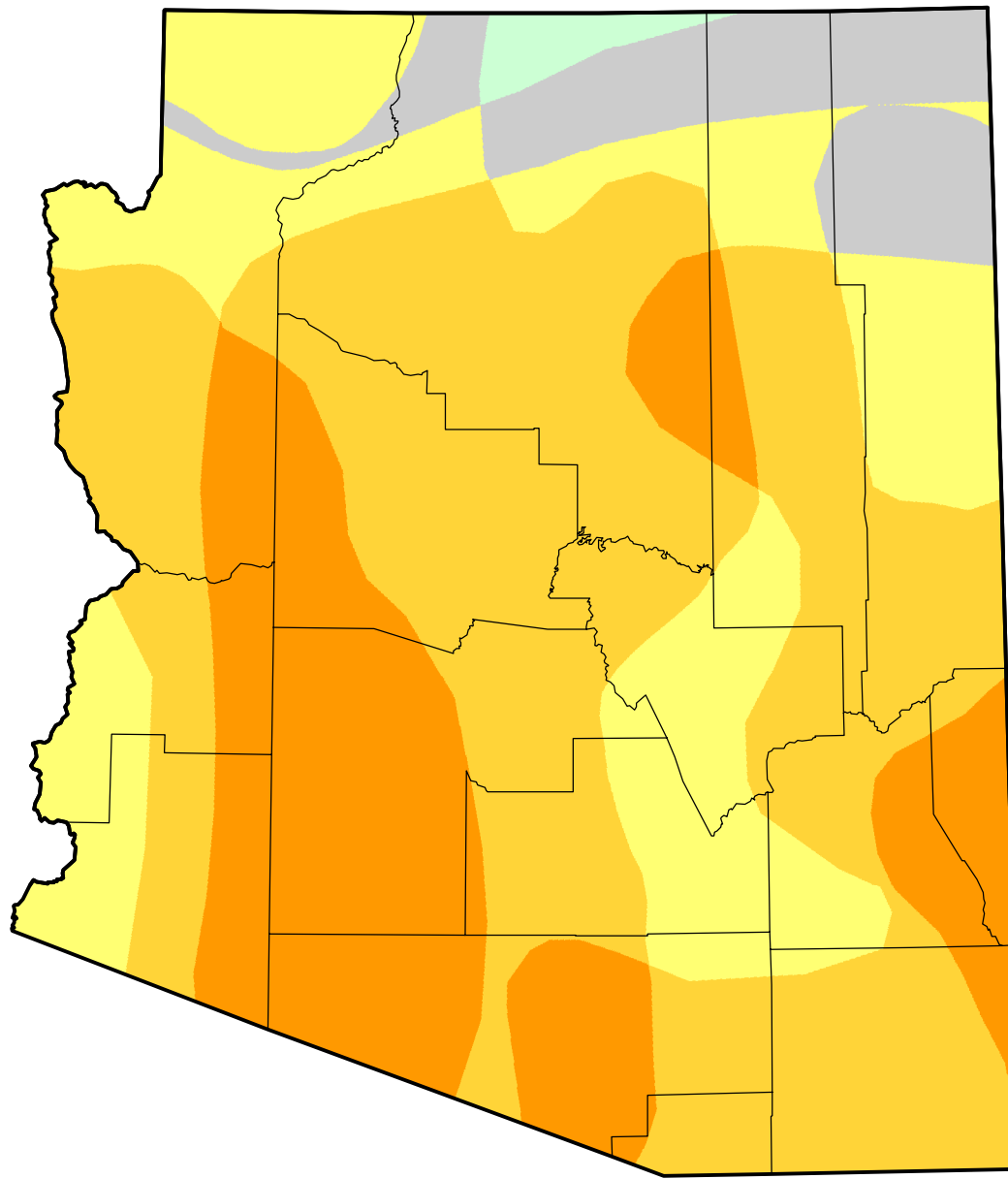


# U.S. Drought Monitor Class Change - Arizona












## 52 Week



**March 21, 2006  
compared to  
March 24, 2005**

[droughtmonitor.unl.edu](http://droughtmonitor.unl.edu)



- |   |                     |
|---|---------------------|
|  | 5 Class Degradation |
|  | 4 Class Degradation |
|  | 3 Class Degradation |
|  | 2 Class Degradation |
|  | 1 Class Degradation |
|  | No Change           |
|  | 1 Class Improvement |
|  | 2 Class Improvement |
|  | 3 Class Improvement |
|  | 4 Class Improvement |
|  | 5 Class Improvement |