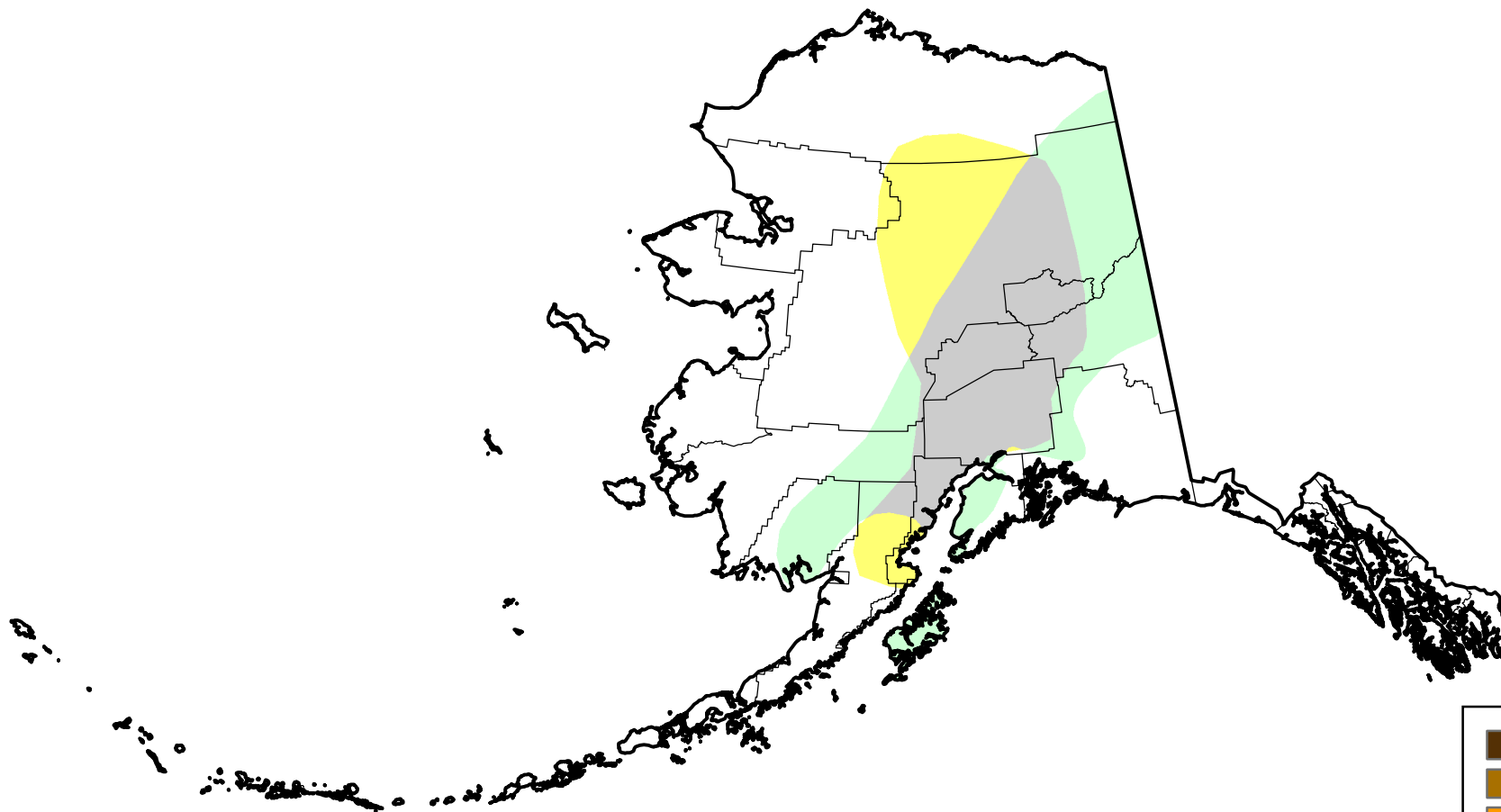













U.S. Drought Monitor Class Change - Alaska

52 Week



February 6, 2007
compared to
February 9, 2006

droughtmonitor.unl.edu

- | | |
|---------------------------------------------------------------------------------------|---------------------|
|  | 5 Class Degradation |
|  | 4 Class Degradation |
|  | 3 Class Degradation |
|  | 2 Class Degradation |
|  | 1 Class Degradation |
|  | No Change |
|  | 1 Class Improvement |
|  | 2 Class Improvement |
|  | 3 Class Improvement |
|  | 4 Class Improvement |
|  | 5 Class Improvement |