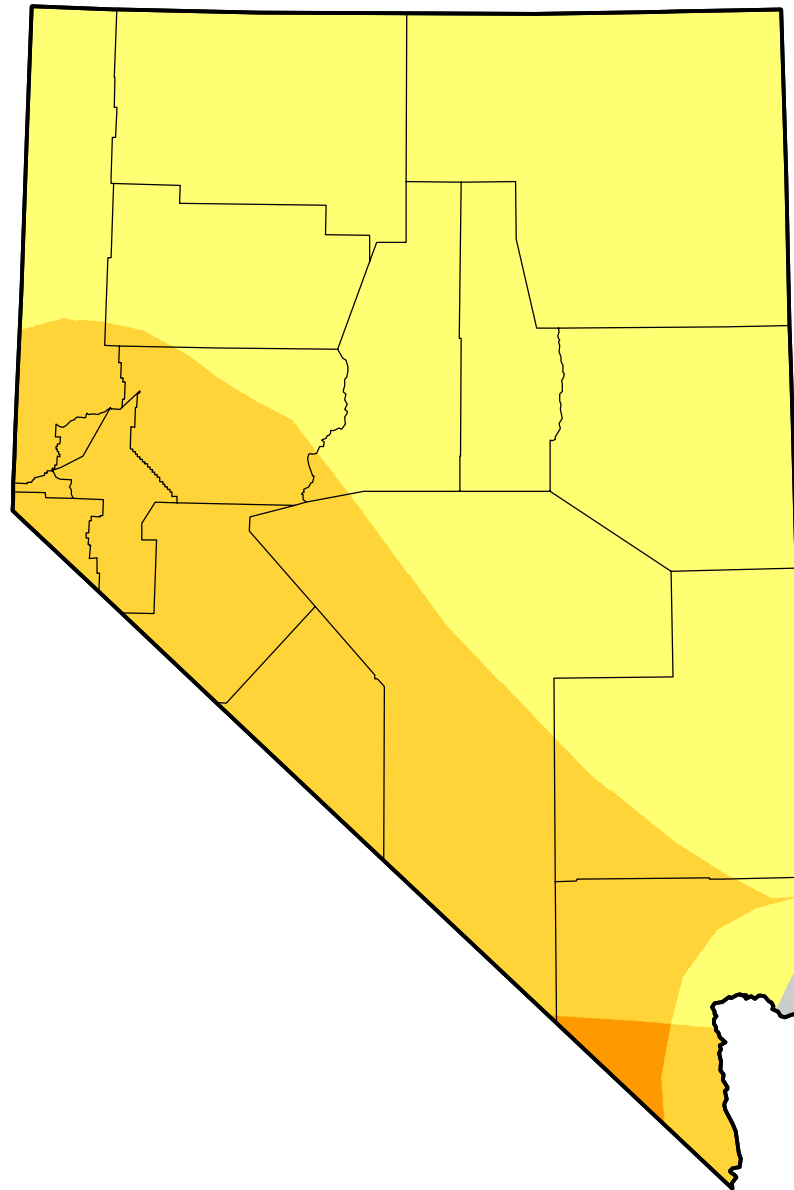













# U.S. Drought Monitor Class Change - Nevada

26 Week



February 13, 2007  
compared to  
August 17, 2006



-  5 Class Degradation
-  4 Class Degradation
-  3 Class Degradation
-  2 Class Degradation
-  1 Class Degradation
-  No Change
-  1 Class Improvement
-  2 Class Improvement
-  3 Class Improvement
-  4 Class Improvement
-  5 Class Improvement

[droughtmonitor.unl.edu](http://droughtmonitor.unl.edu)