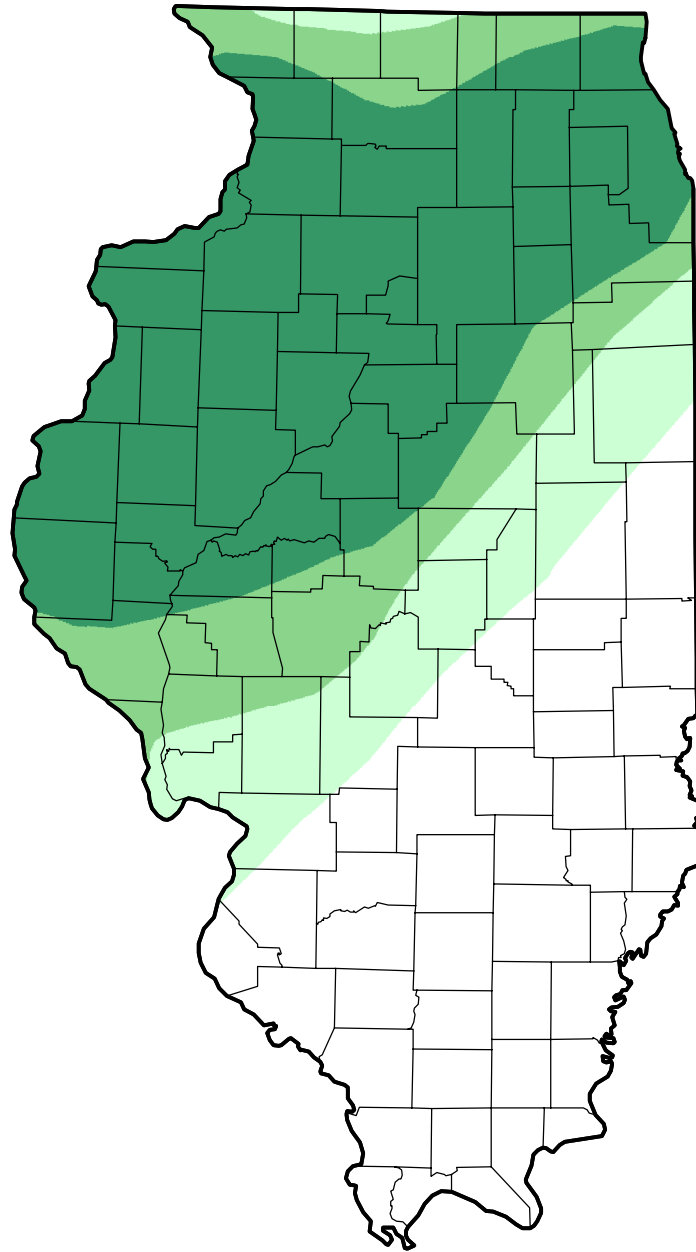













U.S. Drought Monitor Class Change - Illinois

52 Week



March 20, 2007
compared to
March 23, 2006



-  5 Class Degradation
-  4 Class Degradation
-  3 Class Degradation
-  2 Class Degradation
-  1 Class Degradation
-  No Change
-  1 Class Improvement
-  2 Class Improvement
-  3 Class Improvement
-  4 Class Improvement
-  5 Class Improvement

droughtmonitor.unl.edu