












U.S. Drought Monitor Class Change - Rhode Island

8 Week



March 27, 2007
compared to
February 1, 2007



- | | |
|---|---------------------|
|  | 5 Class Degradation |
|  | 4 Class Degradation |
|  | 3 Class Degradation |
|  | 2 Class Degradation |
|  | 1 Class Degradation |
|  | No Change |
|  | 1 Class Improvement |
|  | 2 Class Improvement |
|  | 3 Class Improvement |
|  | 4 Class Improvement |
|  | 5 Class Improvement |

droughtmonitor.unl.edu