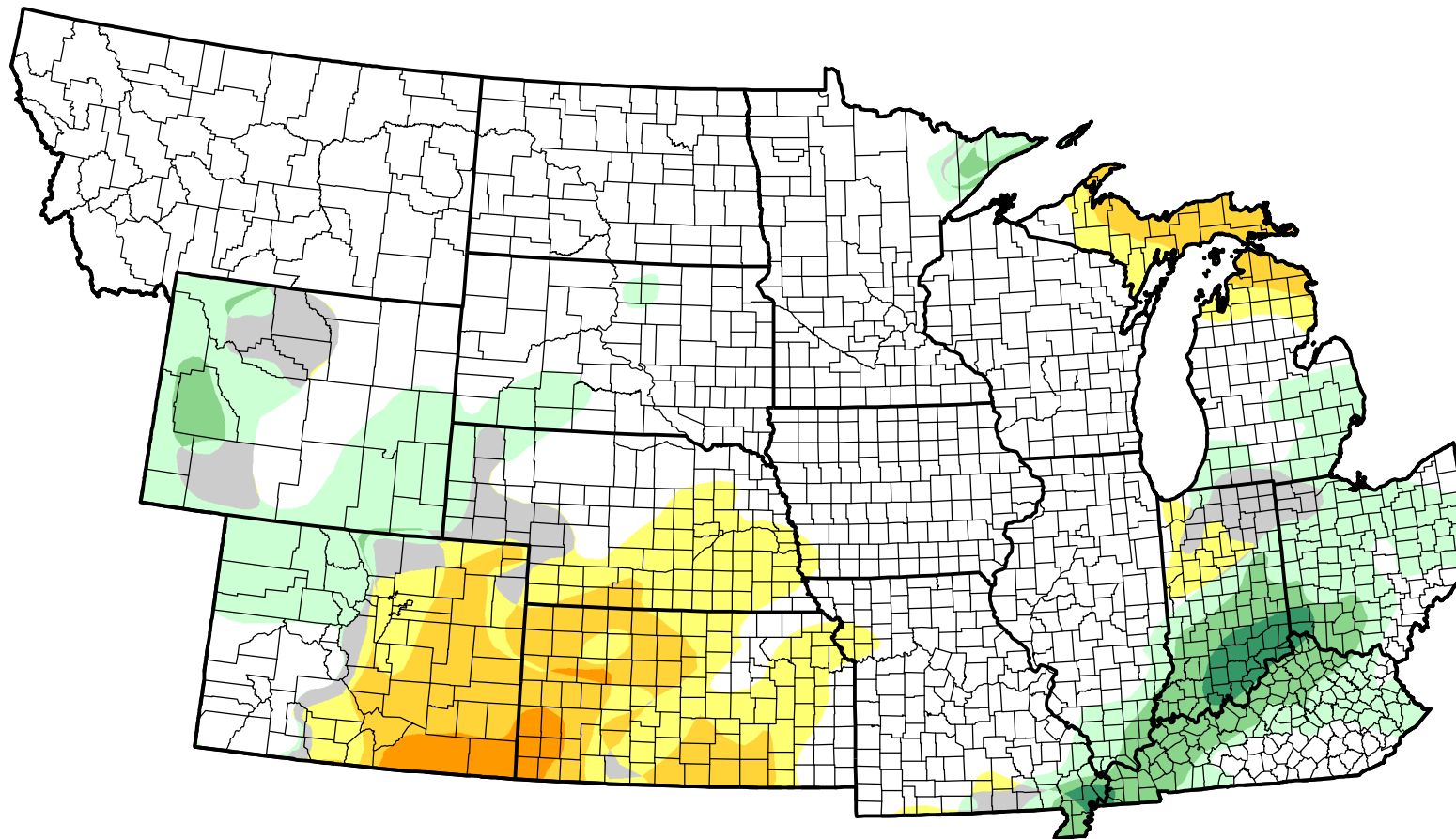













# U.S. Drought Monitor Class Change - NWS Central 26 Week



**March 29, 2011  
compared to  
September 30, 2010**

[droughtmonitor.unl.edu](http://droughtmonitor.unl.edu)

-  5 Class Degradation
-  4 Class Degradation
-  3 Class Degradation
-  2 Class Degradation
-  1 Class Degradation
-  No Change
-  1 Class Improvement
-  2 Class Improvement
-  3 Class Improvement
-  4 Class Improvement
-  5 Class Improvement