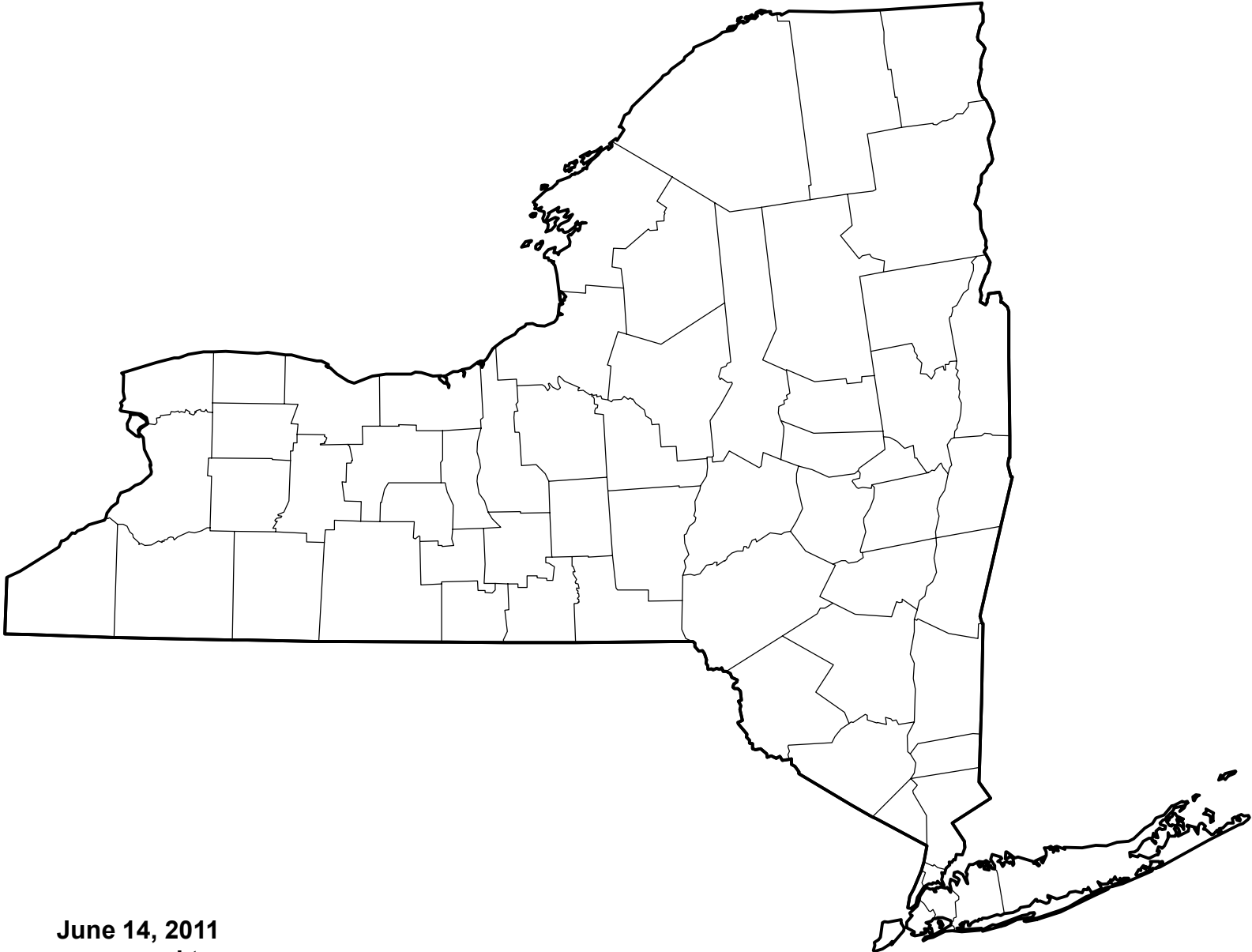












# U.S. Drought Monitor Class Change - New York

13 Week



June 14, 2011  
compared to  
March 17, 2011



-  5 Class Degradation
-  4 Class Degradation
-  3 Class Degradation
-  2 Class Degradation
-  1 Class Degradation
-  No Change
-  1 Class Improvement
-  2 Class Improvement
-  3 Class Improvement
-  4 Class Improvement
-  5 Class Improvement

[droughtmonitor.unl.edu](http://droughtmonitor.unl.edu)