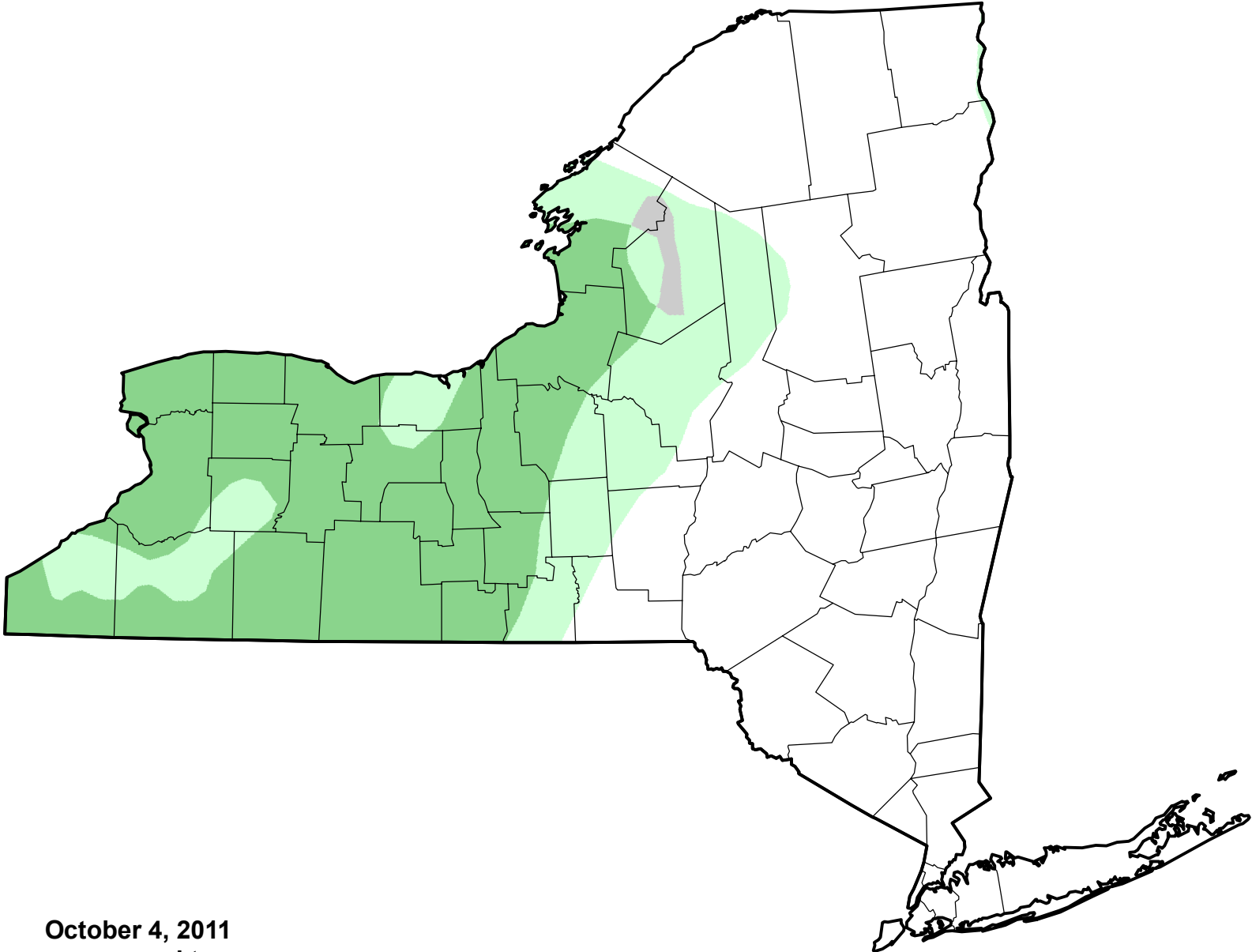













# U.S. Drought Monitor Class Change - New York

## 8 Week



October 4, 2011  
compared to  
August 11, 2011

[droughtmonitor.unl.edu](http://droughtmonitor.unl.edu)

-  5 Class Degradation
-  4 Class Degradation
-  3 Class Degradation
-  2 Class Degradation
-  1 Class Degradation
-  No Change
-  1 Class Improvement
-  2 Class Improvement
-  3 Class Improvement
-  4 Class Improvement
-  5 Class Improvement