












U.S. Drought Monitor Class Change - Ohio Watershed

3 Months



February 14, 2012
compared to
November 22, 2011

-  5 Class Degradation
-  4 Class Degradation
-  3 Class Degradation
-  2 Class Degradation
-  1 Class Degradation
-  No Change
-  1 Class Improvement
-  2 Class Improvement
-  3 Class Improvement
-  4 Class Improvement
-  5 Class Improvement