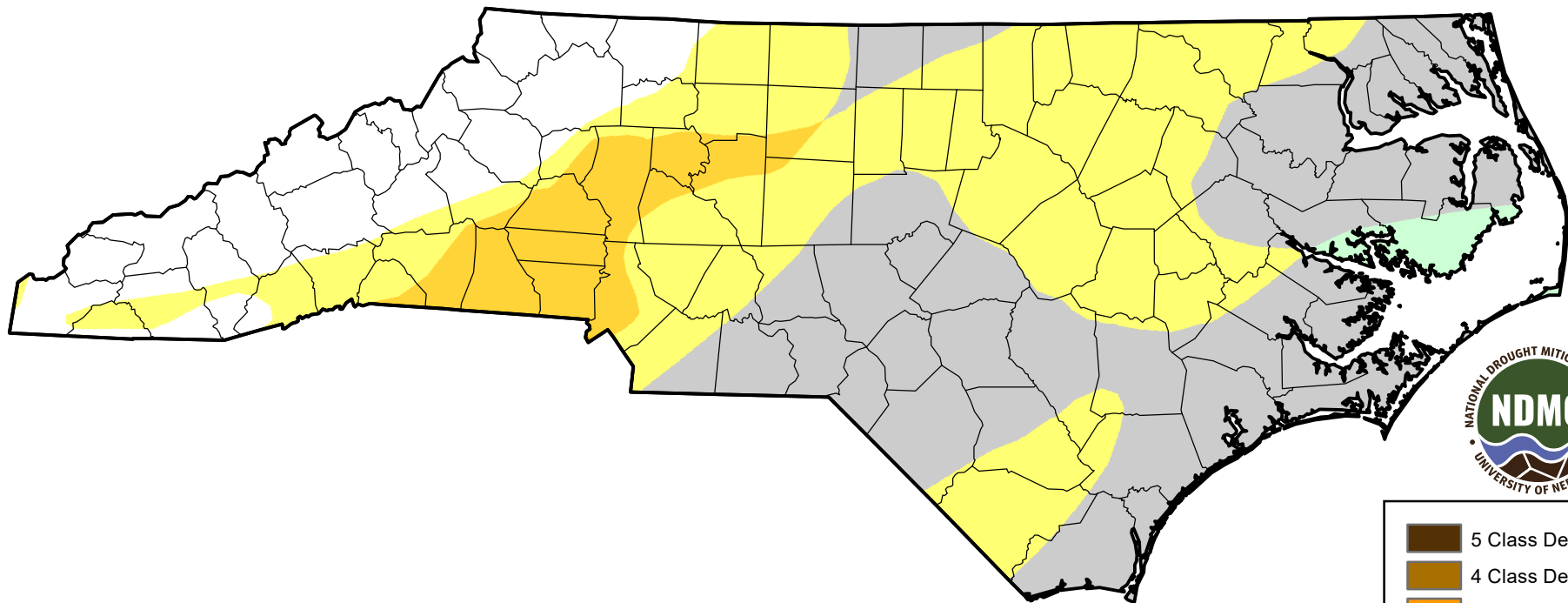













U.S. Drought Monitor Class Change - North Carolina

52 Week



May 8, 2012
compared to
May 12, 2011

droughtmonitor.unl.edu

-  5 Class Degradation
-  4 Class Degradation
-  3 Class Degradation
-  2 Class Degradation
-  1 Class Degradation
-  No Change
-  1 Class Improvement
-  2 Class Improvement
-  3 Class Improvement
-  4 Class Improvement
-  5 Class Improvement