

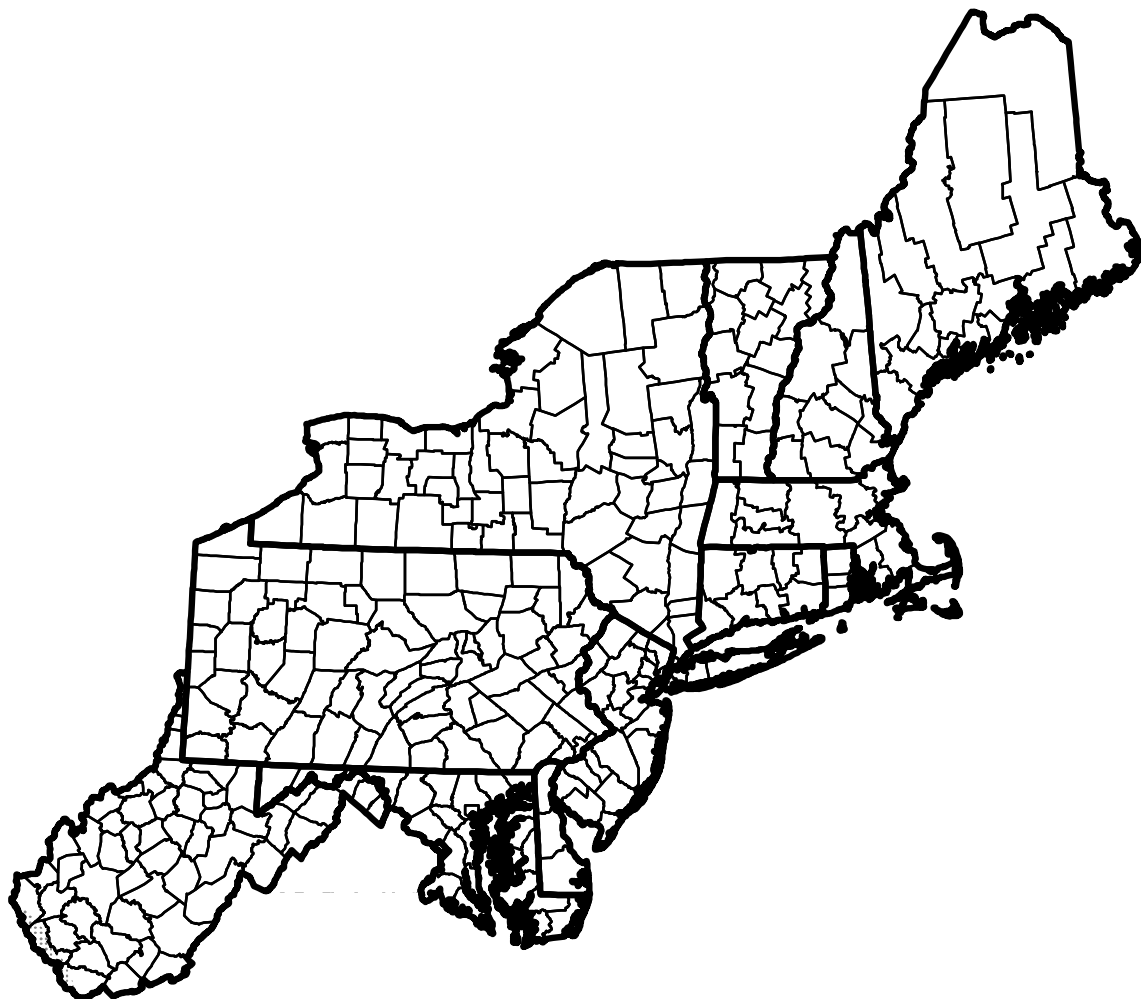
U.S. Drought Monitor Northeast

February 22, 2000
(Released Thursday, Feb. 24, 2000)






Valid 7 a.m. EST

Drought Conditions (Percent Area)

	None	D0-D4	D1-D4	D2-D4	D3-D4	D4
Current	99.70	0.30	0.00	0.00	0.00	0.00
Last Week <i>2/15/2000</i>	85.60	14.40	1.03	0.00	0.00	0.00
3 Months Ago	-	-	-	-	-	-
Start of Calendar Year <i>1/4/2000</i>	92.83	7.17	2.58	0.00	0.00	0.00
Start of Water Year	-	-	-	-	-	-
One Year Ago	-	-	-	-	-	-



Intensity:

-  D0 Abnormally Dry
-  D1 Moderate Drought
-  D2 Severe Drought
-  D3 Extreme Drought
-  D4 Exceptional Drought

The Drought Monitor focuses on broad-scale conditions. Local conditions may vary. See accompanying text summary for forecast statements.

Author:
Staff
National Drought Mitigation Center



<http://droughtmonitor.unl.edu/>