

U.S. Drought Monitor

U.S. States and Puerto Rico

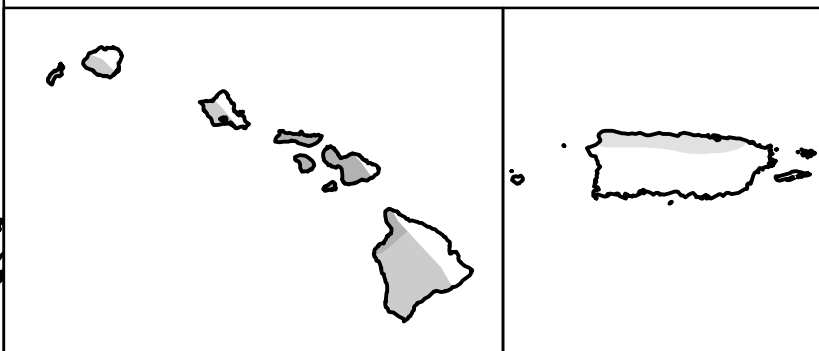
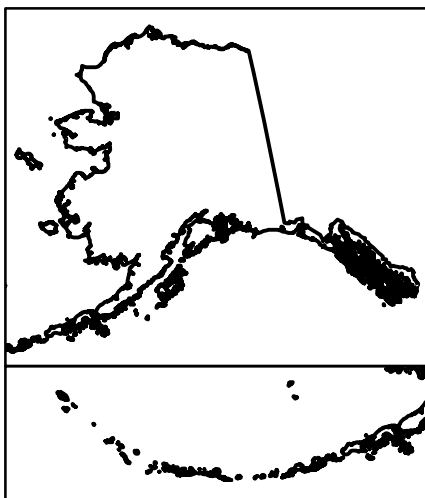
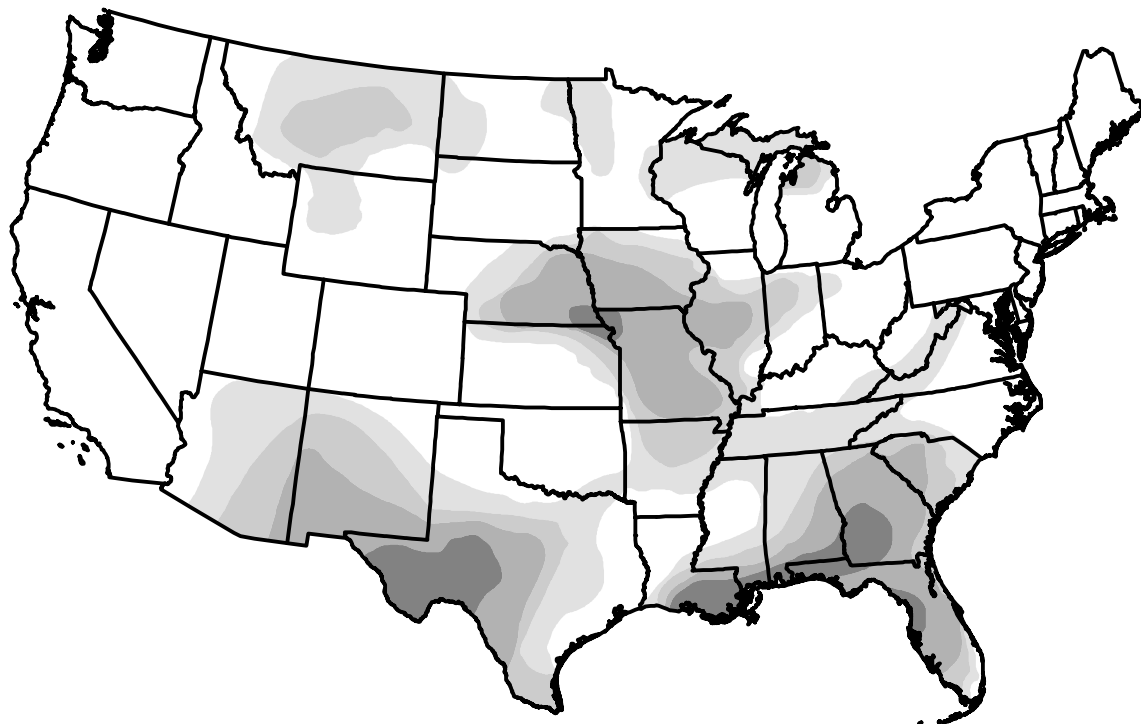
May 23, 2000

(Released Thursday, May. 25, 2000)

Valid 8 a.m. EDT

Drought Conditions (Percent Area)

	None	D0-D4	D1-D4	D2-D4	D3-D4	D4
Current	64.62	35.37	19.99	11.83	2.99	0.00
Last Week <i>05-18-2000</i>	60.21	39.78	23.80	13.02	2.50	0.00
3 Months Ago <i>02-24-2000</i>	52.58	47.40	25.74	9.14	0.00	0.00
Start of Calendar Year <i>01-06-2000</i>	57.28	42.71	19.61	7.89	0.00	0.00
Start of Water Year	-	-	-	-	-	-
One Year Ago	-	-	-	-	-	-



Intensity:

 None	 D2 Severe Drought
 D0 Abnormally Dry	 D3 Extreme Drought
 D1 Moderate Drought	 D4 Exceptional Drought

The Drought Monitor focuses on broad-scale conditions. Local conditions may vary. For more information on the Drought Monitor, go to <https://droughtmonitor.unl.edu/About.aspx>

Author:

Staff None
National Drought Mitigation Center



droughtmonitor.unl.edu