

U.S. Drought Monitor

U.S. States and Puerto Rico

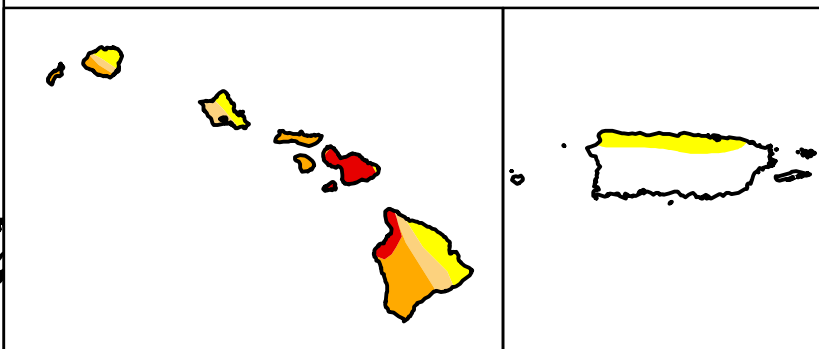
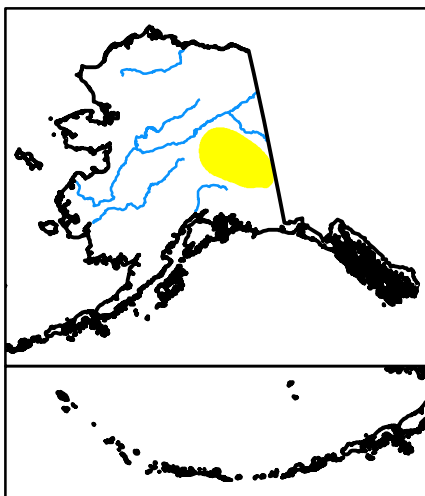
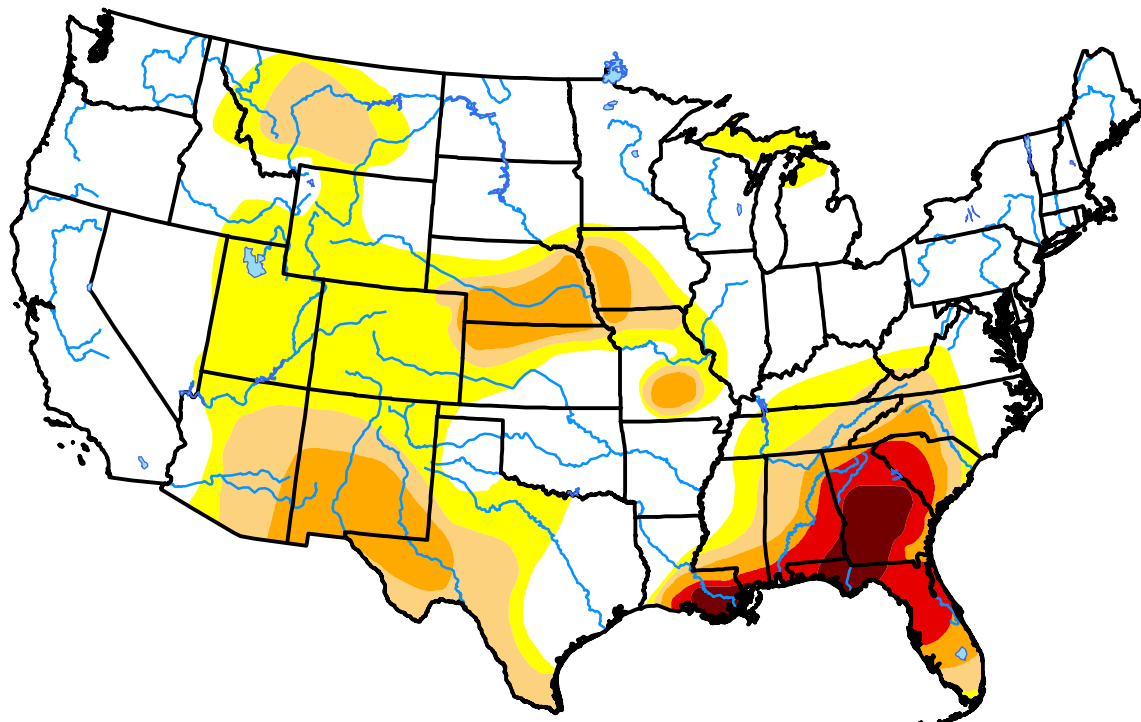
June 27, 2000

(Released Thursday, Jun. 29, 2000)

Valid 8 a.m. EDT

Drought Conditions (Percent Area)

	None	D0	D1	D2	D3	D4
Current	61.11	18.93	9.43	6.74	2.39	1.39
Last Week <i>06-22-2000</i>	64.24	16.62	7.26	6.24	4.24	1.37
3 Months Ago <i>03-30-2000</i>	61.96	15.75	11.85	10.42	0.00	0.00
Start of Calendar Year <i>01-06-2000</i>	57.28	23.10	11.71	7.89	0.00	0.00
Start of Water Year	-	-	-	-	-	-
One Year Ago	-	-	-	-	-	-



Intensity:

None	D2 Severe Drought
D0 Abnormally Dry	D3 Extreme Drought
D1 Moderate Drought	D4 Exceptional Drought

The Drought Monitor focuses on broad-scale conditions. Local conditions may vary. For more information on the Drought Monitor, go to <https://droughtmonitor.unl.edu/About.aspx>

Author:

Staff None
National Drought Mitigation Center



droughtmonitor.unl.edu