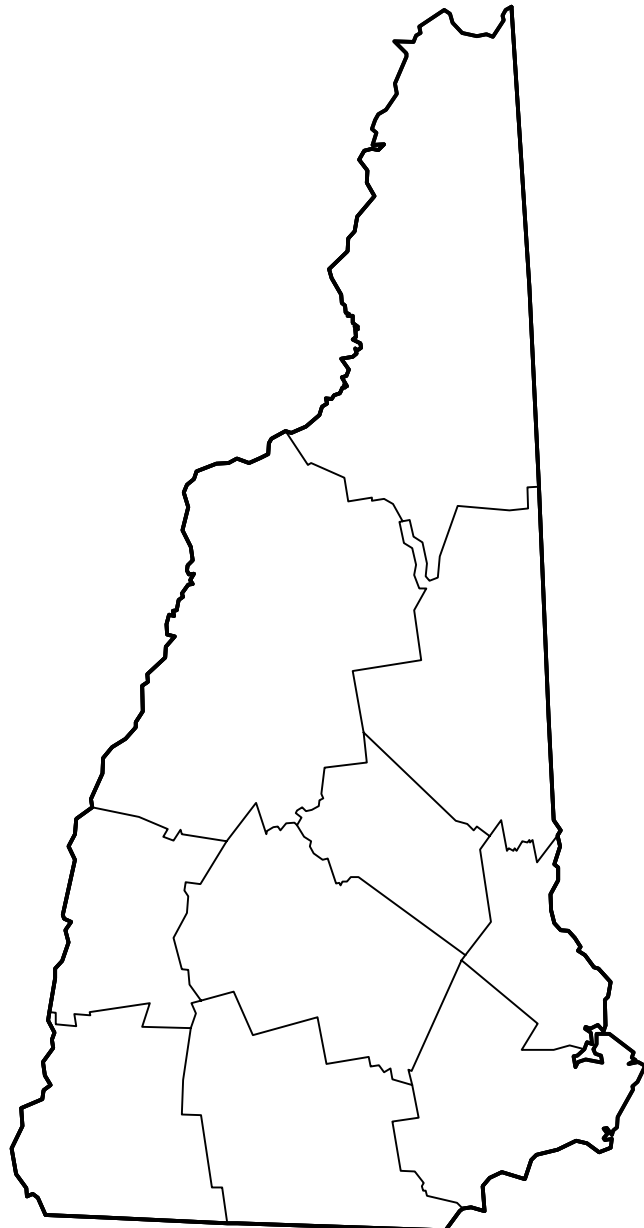


# U.S. Drought Monitor New Hampshire









**August 1, 2000**  
(Released Thursday, Aug. 3, 2000)  
Valid 8 a.m. EDT

### Drought Conditions (Percent Area)

	None	D0	D1	D2	D3	D4
<b>Current</b>	100.00	0.00	0.00	0.00	0.00	0.00
<b>Last Week</b> <i>07-27-2000</i>	100.00	0.00	0.00	0.00	0.00	0.00
<b>3 Months Ago</b> <i>05-04-2000</i>	100.00	0.00	0.00	0.00	0.00	0.00
<b>Start of Calendar Year</b> <i>01-06-2000</i>	100.00	0.00	0.00	0.00	0.00	0.00
<b>Start of Water Year</b>	-	-	-	-	-	-
<b>One Year Ago</b>	-	-	-	-	-	-

### Intensity:

 None	 D2 Severe Drought
 D0 Abnormally Dry	 D3 Extreme Drought
 D1 Moderate Drought	 D4 Exceptional Drought

The Drought Monitor focuses on broad-scale conditions. Local conditions may vary. For more information on the Drought Monitor, go to <https://droughtmonitor.unl.edu/About.aspx>

### Author:

Staff None  
National Drought Mitigation Center



[droughtmonitor.unl.edu](https://droughtmonitor.unl.edu)