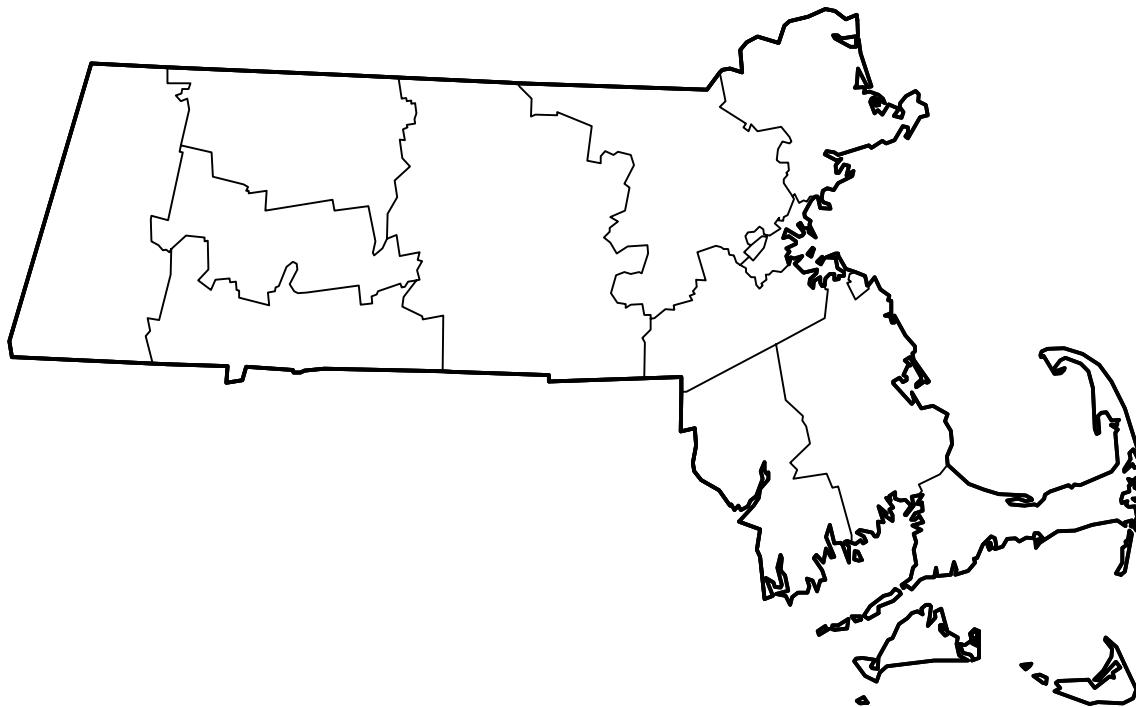


U.S. Drought Monitor Massachusetts







August 29, 2000
(Released Thursday, Aug. 31, 2000)
Valid 8 a.m. EDT



Drought Conditions (Percent Area)

	None	D0	D1	D2	D3	D4
Current	99.03	0.00	0.00	0.00	0.00	0.00
Last Week <i>08-24-2000</i>	99.03	0.00	0.00	0.00	0.00	0.00
3 Months Ago <i>06-01-2000</i>	99.03	0.00	0.00	0.00	0.00	0.00
Start of Calendar Year <i>01-06-2000</i>	99.03	0.00	0.00	0.00	0.00	0.00
Start of Water Year	-	-	-	-	-	-
One Year Ago	-	-	-	-	-	-

Intensity:

 None	 D2 Severe Drought
 D0 Abnormally Dry	 D3 Extreme Drought
 D1 Moderate Drought	 D4 Exceptional Drought

The Drought Monitor focuses on broad-scale conditions. Local conditions may vary. For more information on the Drought Monitor, go to <https://droughtmonitor.unl.edu/About.aspx>

Author:

Staff None
National Drought Mitigation Center



droughtmonitor.unl.edu