

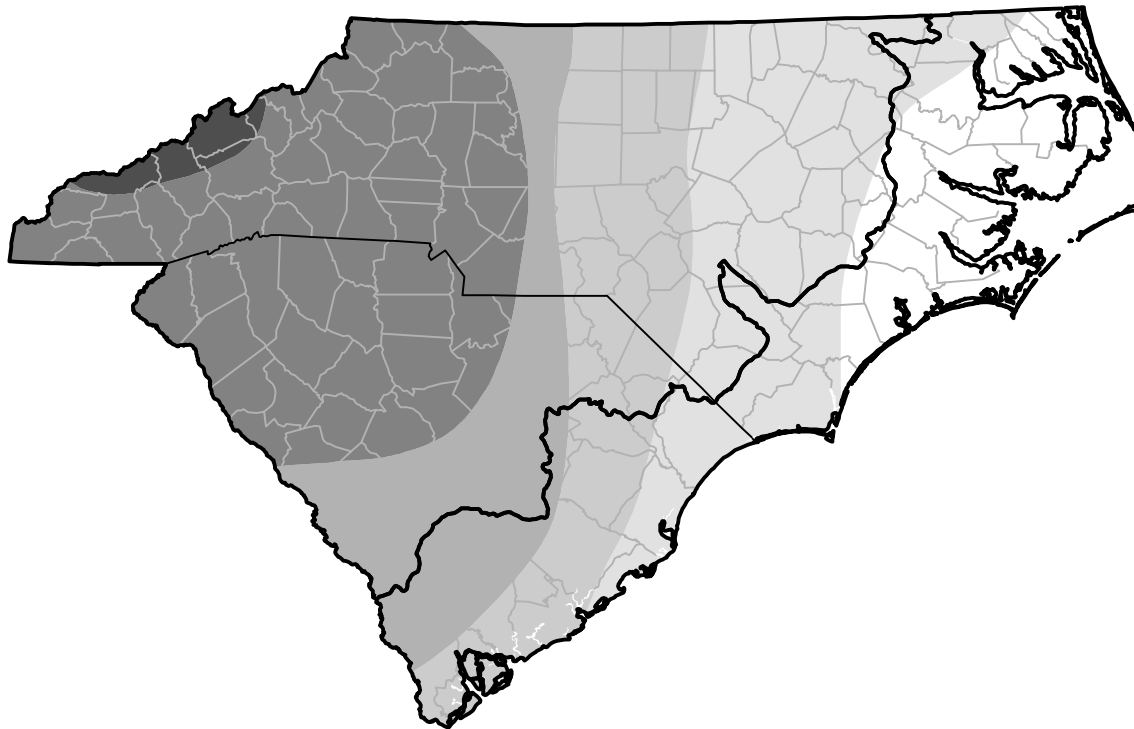
Carolinas RDEWS and Surrounding Areas

(Released Thursday, Nov. 9, 2000)



11:00 a.m. EST

Drought Conditions (Percent Area)

	None	D0	D1	D2	D3	D4
Current	11.21	21.78	17.83	14.95	32.60	1.64
Last Week <i>11-02-2000</i>	15.93	17.16	16.45	16.20	34.27	0.00
3 Months Ago <i>08-10-2000</i>	45.50	11.21	17.41	17.97	7.26	0.65
Start of Calendar Year <i>01-06-2000</i>	41.01	32.14	26.85	0.00	0.00	0.00
Start of Water Year <i>09-28-2000</i>	74.10	6.88	11.96	7.06	0.00	0.00
One Year Ago	-	-	-	-	-	-



Intensity:

-  None
-  D0 Abnormally Dry
-  D1 Moderate Drought
-  D2 Severe Drought
-  D3 Extreme Drought
-  D4 Exceptional Drought

The Drought Monitor focuses on broad-scale conditions. Local conditions may vary. For more information on the Drought Monitor, go to <https://droughtmonitor.unl.edu/About.aspx>

Author:

Staff None
National Drought Mitigation Center

