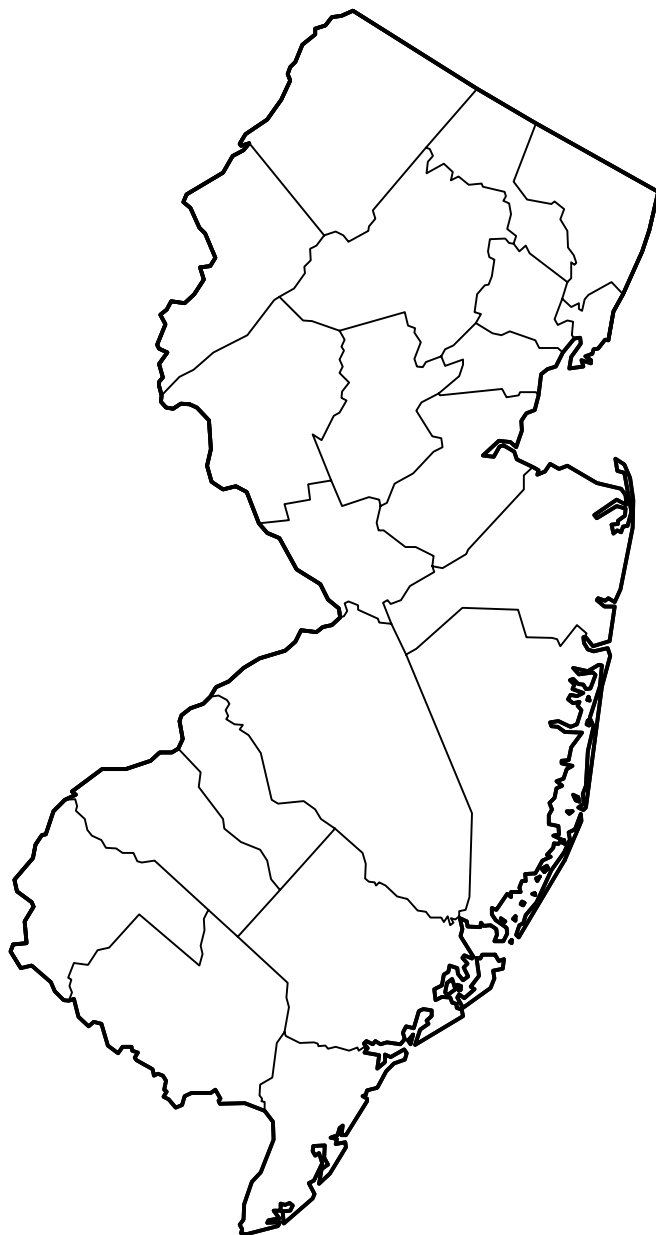


U.S. Drought Monitor

New Jersey




December 5, 2000
 (Released Thursday, Dec. 7, 2000)
 Valid 7 a.m. EST



Drought Conditions (Percent Area)

	None	D0-D4	D1-D4	D2-D4	D3-D4	D4
Current	100.00	0.00	0.00	0.00	0.00	0.00
Last Week <i>11-30-2000</i>	100.00	0.00	0.00	0.00	0.00	0.00
3 Months Ago <i>09-07-2000</i>	100.00	0.00	0.00	0.00	0.00	0.00
Start of Calendar Year <i>01-06-2000</i>	100.00	0.00	0.00	0.00	0.00	0.00
Start of Water Year <i>09-28-2000</i>	100.00	0.00	0.00	0.00	0.00	0.00
One Year Ago	-	-	-	-	-	-

Intensity:

 None	 D2 Severe Drought
 D0 Abnormally Dry	 D3 Extreme Drought
 D1 Moderate Drought	 D4 Exceptional Drought

The Drought Monitor focuses on broad-scale conditions. Local conditions may vary. For more information on the Drought Monitor, go to <https://droughtmonitor.unl.edu/About.aspx>

Author:

David Miskus
 NOAA/NWS/NCEP/CPC



droughtmonitor.unl.edu