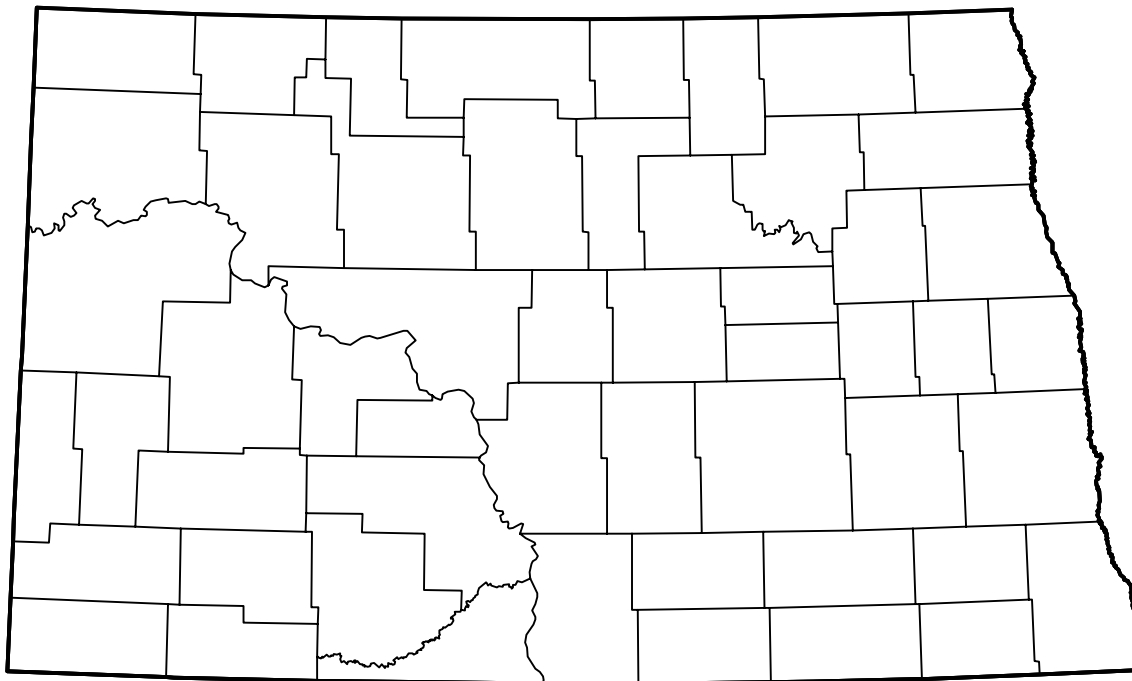


U.S. Drought Monitor North Dakota







July 24, 2001
(Released Thursday, Jul. 26, 2001)
Valid 8 a.m. EDT

Drought Conditions (Percent Area)

	None	D0	D1	D2	D3	D4
Current	100.00	0.00	0.00	0.00	0.00	0.00
Last Week <i>07-19-2001</i>	100.00	0.00	0.00	0.00	0.00	0.00
3 Months Ago <i>04-26-2001</i>	100.00	0.00	0.00	0.00	0.00	0.00
Start of Calendar Year <i>01-04-2001</i>	100.00	0.00	0.00	0.00	0.00	0.00
Start of Water Year <i>09-28-2000</i>	93.54	6.46	0.00	0.00	0.00	0.00
One Year Ago <i>07-27-2000</i>	100.00	0.00	0.00	0.00	0.00	0.00



Intensity:

 None	 D2 Severe Drought
 D0 Abnormally Dry	 D3 Extreme Drought
 D1 Moderate Drought	 D4 Exceptional Drought

The Drought Monitor focuses on broad-scale conditions. Local conditions may vary. For more information on the Drought Monitor, go to <https://droughtmonitor.unl.edu/About.aspx>

Author:

Brad Rippey
U.S. Department of Agriculture



droughtmonitor.unl.edu