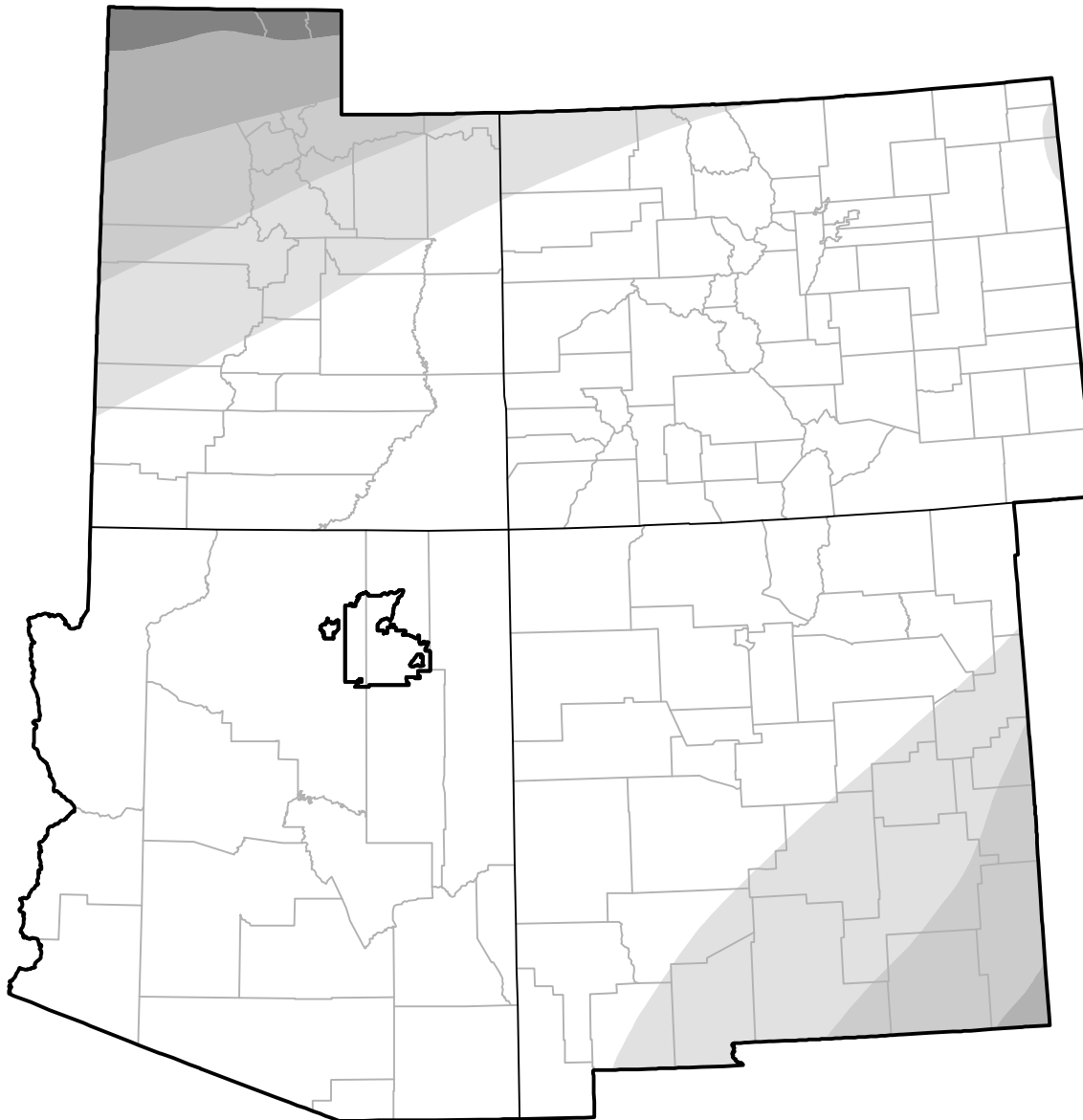


U.S. Drought Monitor Hopi RDEWS







July 31, 2001
(Released Thursday, Aug. 2, 2001)
Valid 8 a.m. EDT

Drought Conditions (Percent Area)

| | None | D0 | D1 | D2 | D3 | D4 |
|--|--------|-------|--------|------|------|------|
| Current | 100.00 | 0.00 | 0.00 | 0.00 | 0.00 | 0.00 |
| Last Week <i>07-26-2001</i> | 100.00 | 0.00 | 0.00 | 0.00 | 0.00 | 0.00 |
| 3 Months Ago <i>05-03-2001</i> | 100.00 | 0.00 | 0.00 | 0.00 | 0.00 | 0.00 |
| Start of Calendar Year <i>01-04-2001</i> | 100.00 | 0.00 | 0.00 | 0.00 | 0.00 | 0.00 |
| Start of Water Year <i>09-28-2000</i> | 0.00 | 0.00 | 100.00 | 0.00 | 0.00 | 0.00 |
| One Year Ago <i>08-03-2000</i> | 0.00 | 98.69 | 1.31 | 0.00 | 0.00 | 0.00 |



Intensity:

| | | | |
|---|---------------------|---|------------------------|
|  | None |  | D2 Severe Drought |
|  | D0 Abnormally Dry |  | D3 Extreme Drought |
|  | D1 Moderate Drought |  | D4 Exceptional Drought |

The Drought Monitor focuses on broad-scale conditions. Local conditions may vary. For more information on the Drought Monitor, go to <https://droughtmonitor.unl.edu/About.aspx>

Author:

Michael Hayes
National Drought Mitigation Center



droughtmonitor.unl.edu