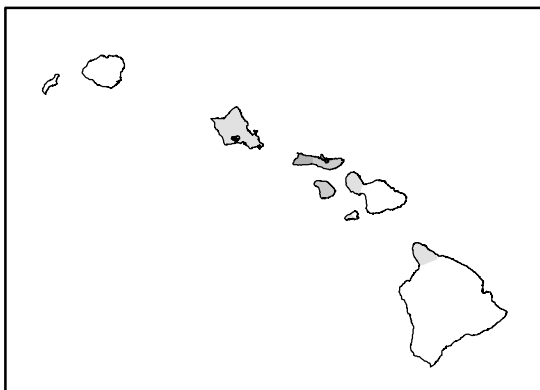
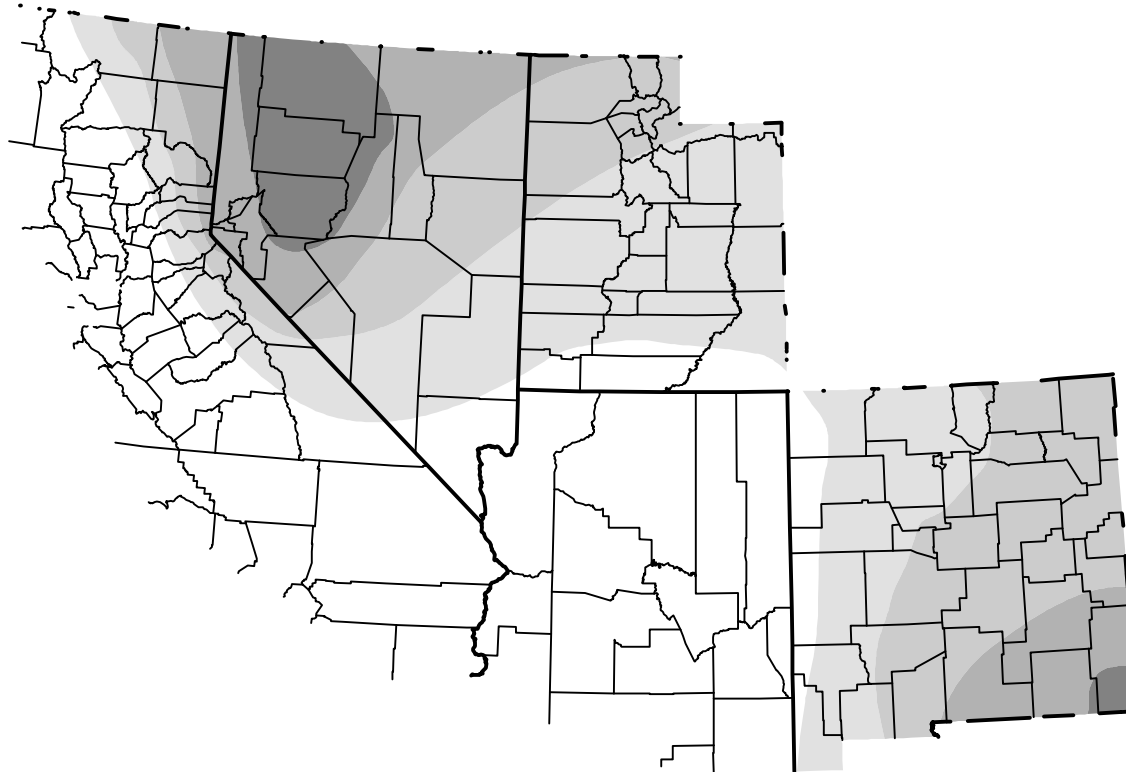


U.S. Drought Monitor

USDA Southwest Climate Hub

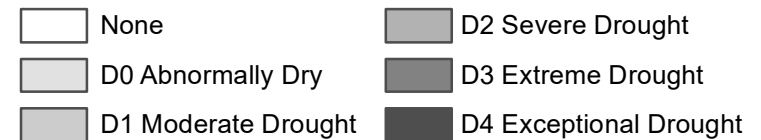
January 1, 2002
 (Released Thursday, Jan. 3, 2002)
 Valid 7 a.m. EST



Drought Conditions (Percent Area)

	None	D0-D4	D1-D4	D2-D4	D3-D4	D4
Current	45.56	54.44	31.77	13.87	4.71	0.00
Last Week <i>12-27-2001</i>	43.38	56.62	34.60	15.32	5.27	0.00
3 Months Ago <i>10-04-2001</i>	42.72	57.28	39.13	22.35	13.19	0.00
Start of Calendar Year <i>01-03-2002</i>	45.56	54.44	31.77	13.87	4.71	0.00
Start of Water Year <i>09-27-2001</i>	42.72	57.28	39.13	22.36	13.29	0.00
One Year Ago <i>01-04-2001</i>	83.72	16.28	1.30	0.00	0.00	0.00

Intensity:



The Drought Monitor focuses on broad-scale conditions. Local conditions may vary. See accompanying text summary for forecast statements.

Author:

Richard Heim
 NCEI/NOAA



droughtmonitor.unl.edu