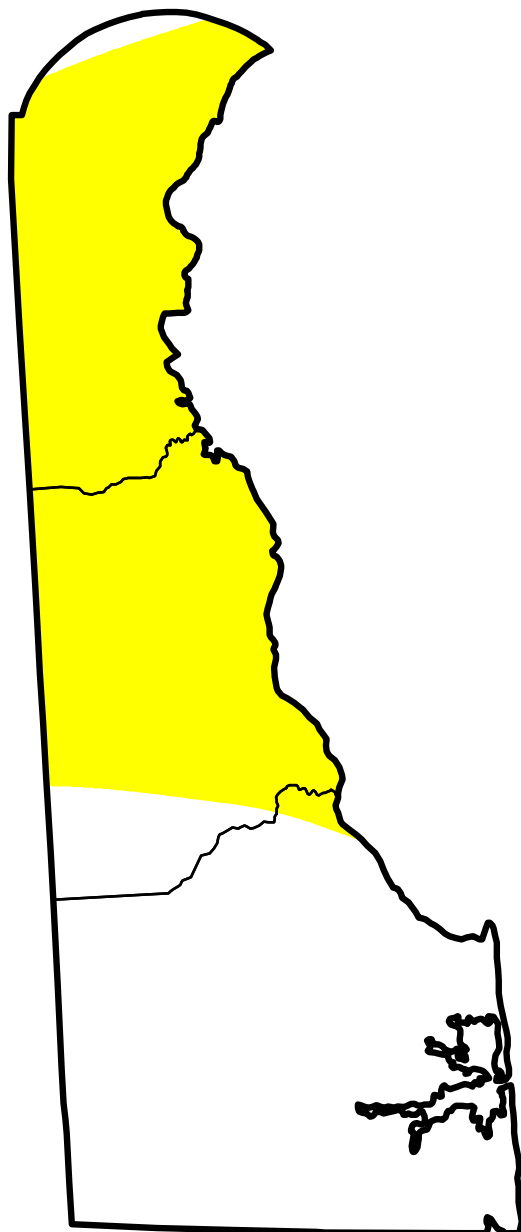


U.S. Drought Monitor Delaware





December 10, 2002
(Released Thursday, Dec. 12, 2002)

Valid 7 a.m. EST

Drought Conditions (Percent Area)

	None	D0	D1	D2	D3	D4
Current	52.36	47.64	0.00	0.00	0.00	0.00
Last Week <i>12/3/2002</i>	47.65	52.35	0.00	0.00	0.00	0.00
3 Months Ago <i>9/10/2002</i>	0.00	22.34	14.30	63.36	0.00	0.00
Start of Calendar Year <i>1/1/2002</i>	0.00	0.00	0.83	99.17	0.00	0.00
Start of Water Year <i>10/1/2002</i>	0.00	6.27	19.34	59.75	14.65	0.00
One Year Ago <i>12/11/2001</i>	0.00	0.00	100.00	0.00	0.00	0.00

Intensity:

	D0 Abnormally Dry		D3 Extreme Drought
	D1 Moderate Drought		D4 Exceptional Drought
	D2 Severe Drought		

The Drought Monitor focuses on broad-scale conditions. Local conditions may vary. See accompanying text summary for forecast statements.

Author:

Richard Tinker

CPC/NOAA/NWS/NCEP



<http://droughtmonitor.unl.edu/>