

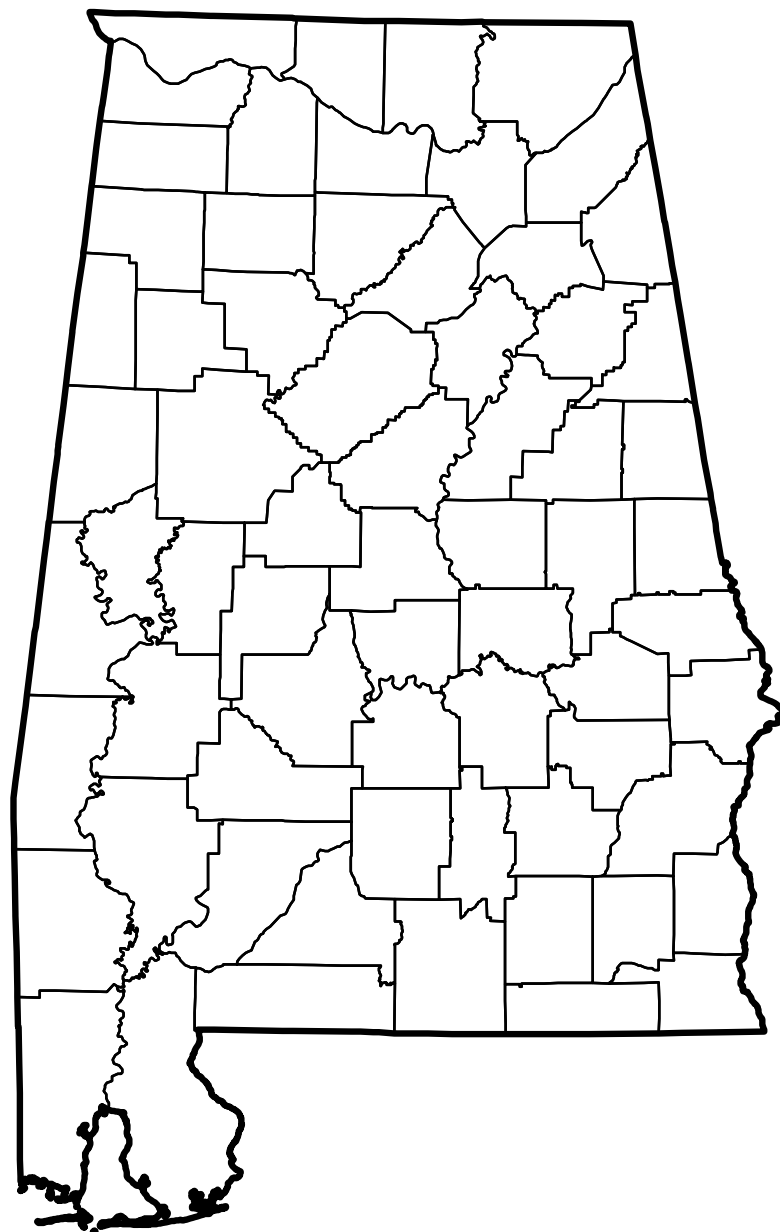
# U.S. Drought Monitor

## Alabama

### June 24, 2003

(Released Thursday, Jun. 26, 2003)






Valid 7 a.m. EST



Drought Conditions (Percent Area)

	None	D0-D4	D1-D4	D2-D4	D3-D4	D4
<b>Current</b>	100.00	0.00	0.00	0.00	0.00	0.00
<b>Last Week</b> <i>6/17/2003</i>	100.00	0.00	0.00	0.00	0.00	0.00
<b>3 Months Ago</b> <i>3/25/2003</i>	100.00	0.00	0.00	0.00	0.00	0.00
<b>Start of Calendar Year</b> <i>12/31/2002</i>	100.00	0.00	0.00	0.00	0.00	0.00
<b>Start of Water Year</b> <i>10/1/2002</i>	87.35	12.65	0.01	0.00	0.00	0.00
<b>One Year Ago</b> <i>6/25/2002</i>	5.09	94.91	62.41	30.43	0.00	0.00

**Intensity:**

-  D0 Abnormally Dry
-  D1 Moderate Drought
-  D2 Severe Drought
-  D3 Extreme Drought
-  D4 Exceptional Drought

The Drought Monitor focuses on broad-scale conditions. Local conditions may vary. See accompanying text summary for forecast statements.

**Author:**  
Richard Tinker  
CPC/NOAA/NWS/NCEP

