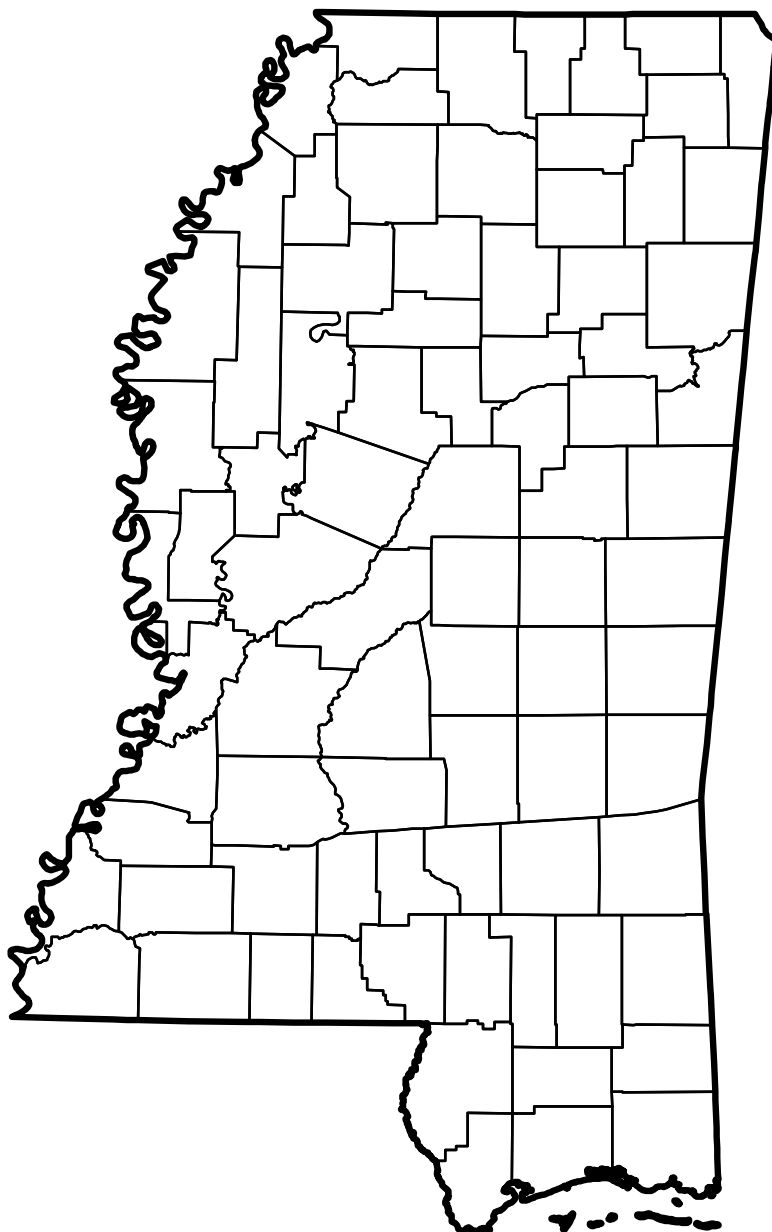


U.S. Drought Monitor

Mississippi








June 24, 2003
 (Released Thursday, Jun. 26, 2003)
 Valid 7 a.m. EST

Drought Conditions (Percent Area)

	None	D0	D1	D2	D3	D4
Current	100.00	0.00	0.00	0.00	0.00	0.00
Last Week <i>6/17/2003</i>	89.63	10.37	0.00	0.00	0.00	0.00
3 Months Ago <i>3/25/2003</i>	100.00	0.00	0.00	0.00	0.00	0.00
Start of Calendar Year <i>12/31/2002</i>	100.00	0.00	0.00	0.00	0.00	0.00
Start of Water Year <i>10/1/2002</i>	100.00	0.00	0.00	0.00	0.00	0.00
One Year Ago <i>6/25/2002</i>	35.28	46.80	15.60	2.31	0.00	0.00

Intensity:

-  D0 Abnormally Dry
-  D1 Moderate Drought
-  D2 Severe Drought
-  D3 Extreme Drought
-  D4 Exceptional Drought

The Drought Monitor focuses on broad-scale conditions. Local conditions may vary. See accompanying text summary for forecast statements.

Author:
 Richard Tinker
 CPC/NOAA/NWS/NCEP

