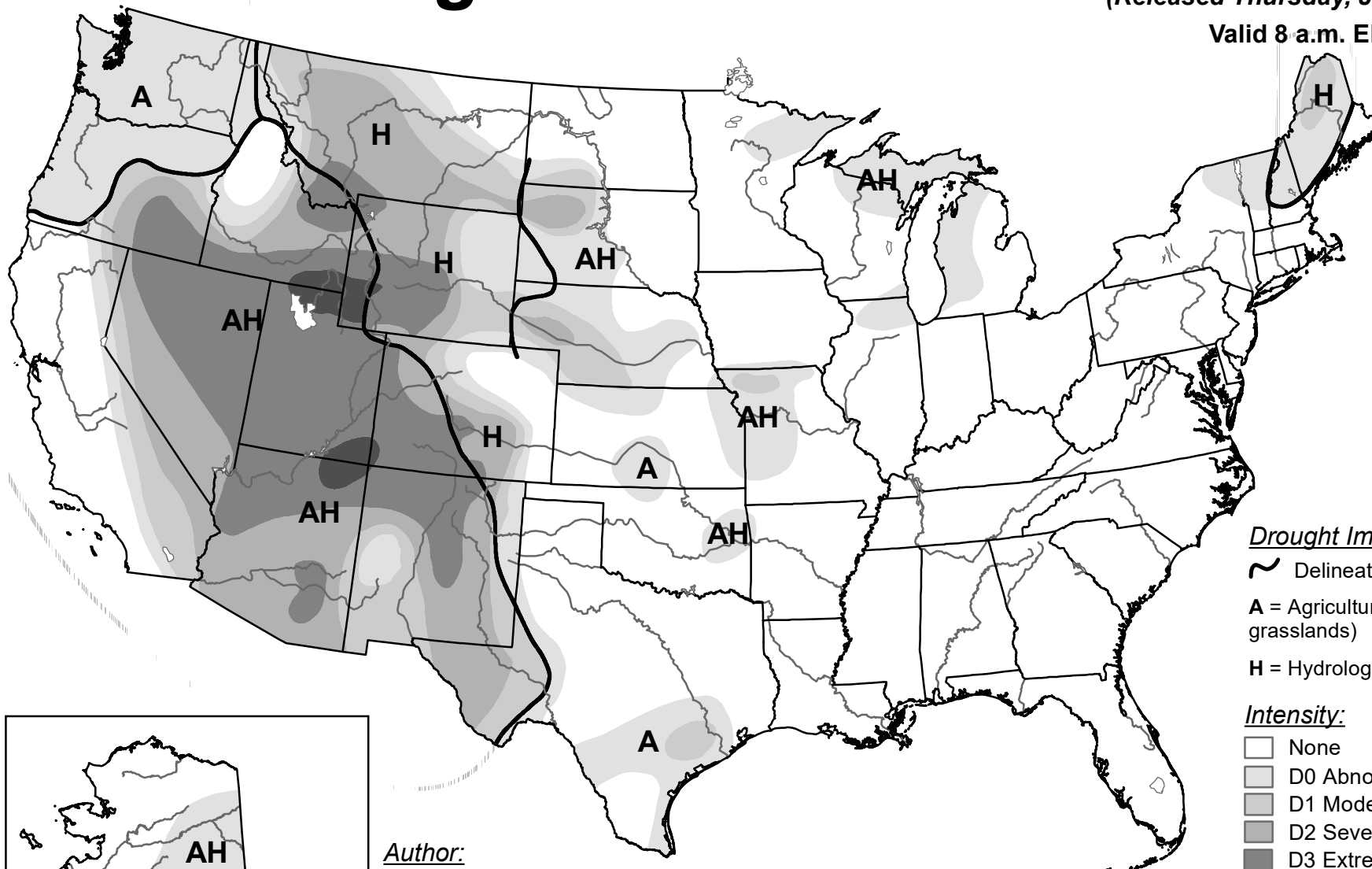


# U.S. Drought Monitor

July 8, 2003

(Released Thursday, Jul. 10, 2003)

Valid 8 a.m. EDT



## Drought Impact Types:

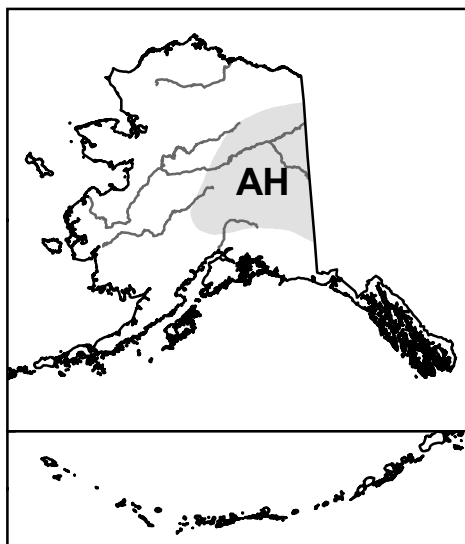
~ Delineates dominant impacts

A = Agricultural (crops, pastures, grasslands)

H = Hydrological (water)

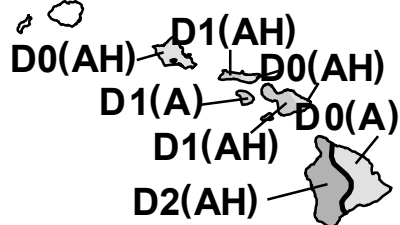
## Intensity:

- None
- D0 Abnormally Dry
- D1 Moderate Drought
- D2 Severe Drought
- D3 Extreme Drought
- D4 Exceptional Drought



## Author:

David Miskus  
NOAA/NWS/NCEP/CPC



The Drought Monitor focuses on broad-scale conditions. Local conditions may vary. For more information on the Drought Monitor, go to <https://droughtmonitor.unl.edu/About.aspx>



[droughtmonitor.unl.edu](https://droughtmonitor.unl.edu)