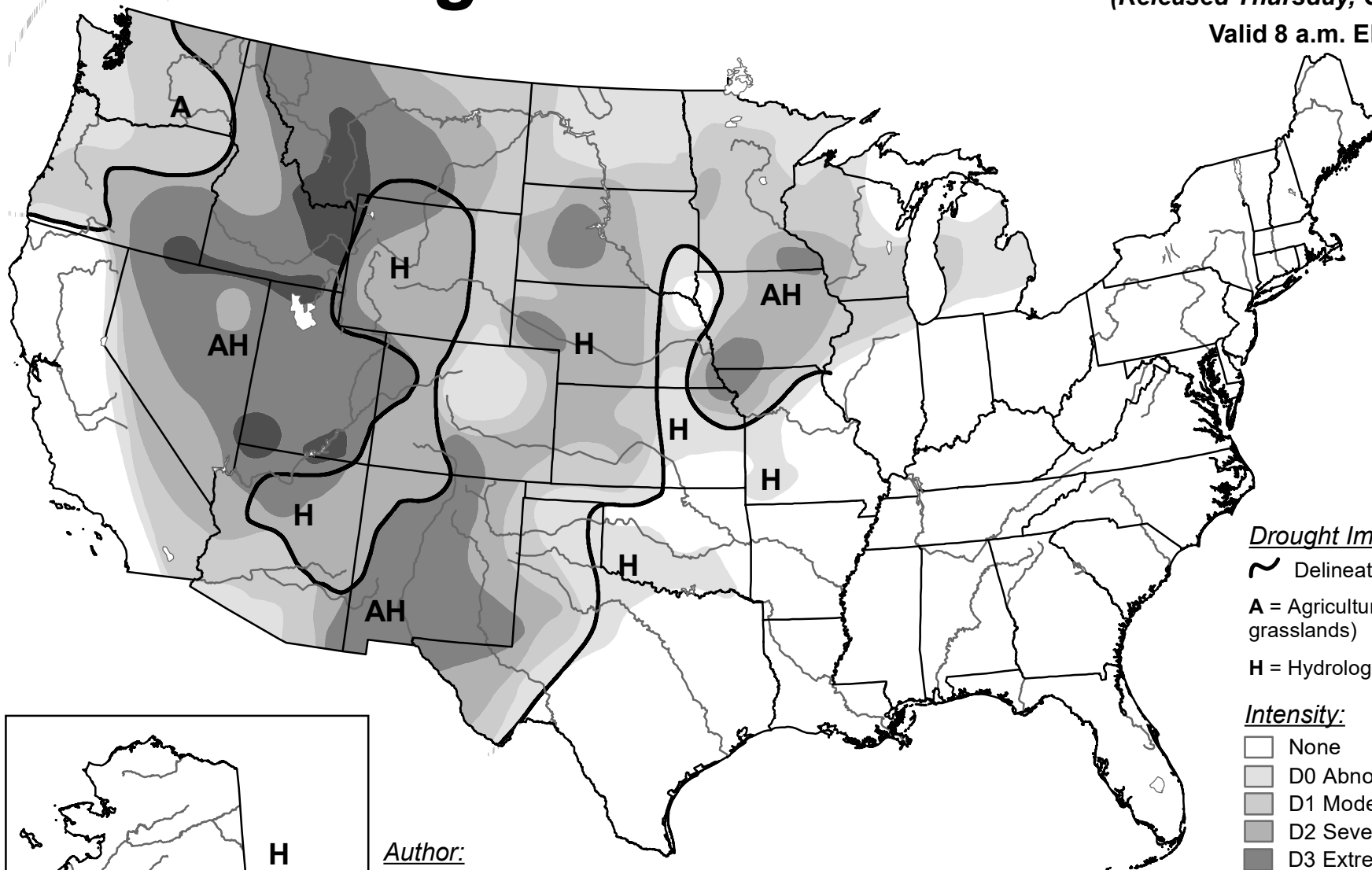


U.S. Drought Monitor

October 7, 2003

(Released Thursday, Oct. 9, 2003)

Valid 8 a.m. EDT



Drought Impact Types:

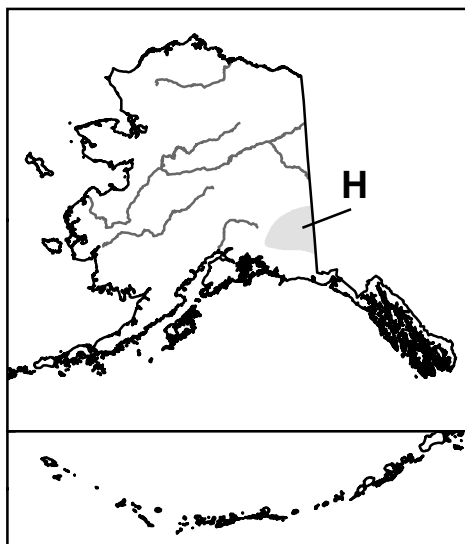
~ Delineates dominant impacts

A = Agricultural (crops, pastures, grasslands)

H = Hydrological (water)

Intensity:

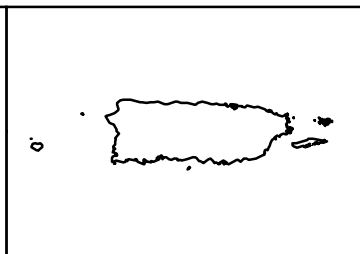
- None
- D0 Abnormally Dry
- D1 Moderate Drought
- D2 Severe Drought
- D3 Extreme Drought
- D4 Exceptional Drought



Author:

Douglas Le Comte
CPC/NOAA

D1(AH) D2(AH)
D0(AH)
D1(A)
D1(AH)
D2(AH)



The Drought Monitor focuses on broad-scale conditions. Local conditions may vary. For more information on the Drought Monitor, go to <https://droughtmonitor.unl.edu/About.aspx>



droughtmonitor.unl.edu