

U.S. Drought Monitor

Delaware








December 23, 2003
 (Released Wednesday, Dec. 24, 2003)
 Valid 7 a.m. EST

Drought Conditions (Percent Area)

	None	D0	D1	D2	D3	D4
Current	100.00	0.00	0.00	0.00	0.00	0.00
Last Week <i>12-18-2003</i>	100.00	0.00	0.00	0.00	0.00	0.00
3 Months Ago <i>09-25-2003</i>	100.00	0.00	0.00	0.00	0.00	0.00
Start of Calendar Year <i>01-02-2003</i>	100.00	0.00	0.00	0.00	0.00	0.00
Start of Water Year <i>10-02-2003</i>	100.00	0.00	0.00	0.00	0.00	0.00
One Year Ago <i>12-26-2002</i>	100.00	0.00	0.00	0.00	0.00	0.00

Intensity:

 None	 D2 Severe Drought
 D0 Abnormally Dry	 D3 Extreme Drought
 D1 Moderate Drought	 D4 Exceptional Drought

The Drought Monitor focuses on broad-scale conditions. Local conditions may vary. For more information on the Drought Monitor, go to <https://droughtmonitor.unl.edu/About.aspx>

Author:

David Miskus
 NOAA/NWS/NCEP/CPC



droughtmonitor.unl.edu