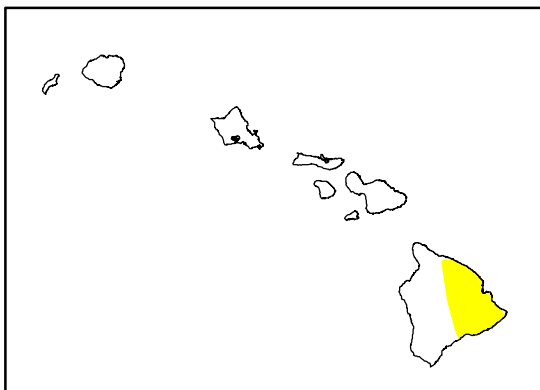
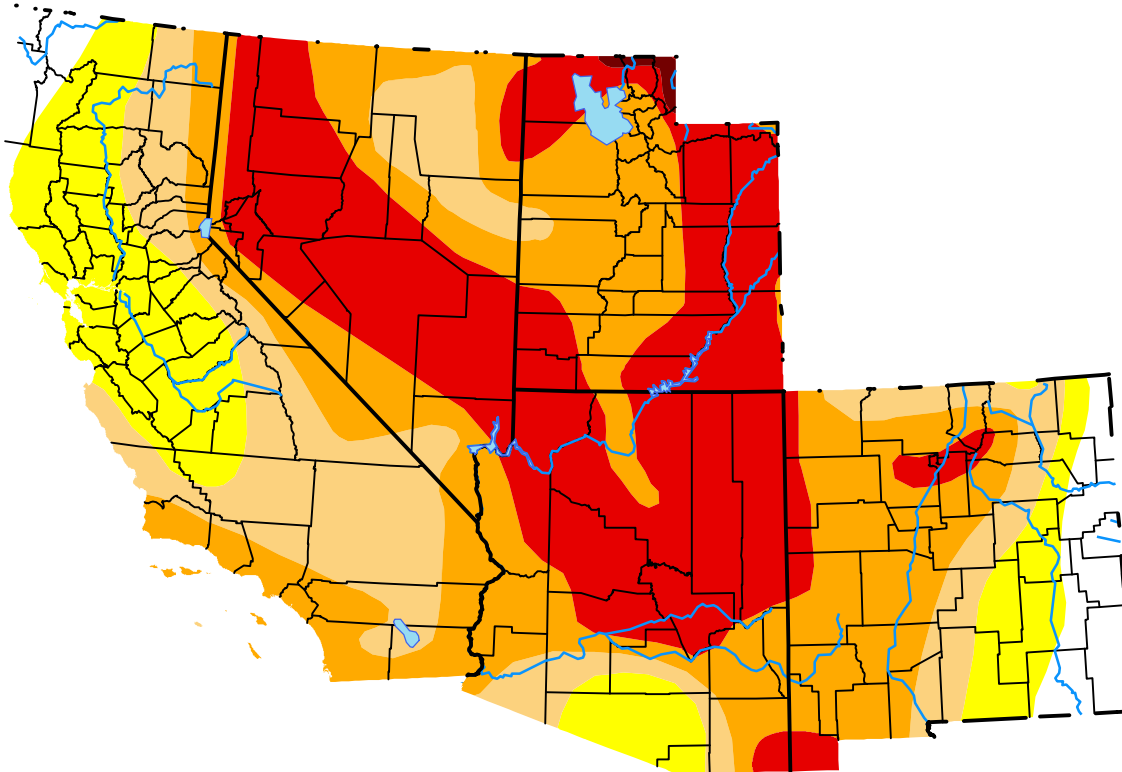


U.S. Drought Monitor

USDA Southwest Climate Hub

September 7, 2004
 (Released Thursday, Sep. 9, 2004)
 Valid 8 a.m. EDT



Drought Conditions (Percent Area)

	None	D0-D4	D1-D4	D2-D4	D3-D4	D4
Current	5.45	94.55	80.36	61.83	29.95	0.23
Last Week <i>09-02-2004</i>	5.79	94.21	80.36	61.83	30.31	0.23
3 Months Ago <i>06-10-2004</i>	5.75	94.25	78.86	55.66	26.00	0.28
Start of Calendar Year <i>12-31-2003</i>	18.57	81.43	74.25	65.97	39.04	7.96
Start of Water Year <i>10-02-2003</i>	18.46	81.54	77.38	66.18	44.47	3.52
One Year Ago <i>09-11-2003</i>	17.91	82.09	80.25	68.04	42.25	3.77


Intensity:



The Drought Monitor focuses on broad-scale conditions. Local conditions may vary. See accompanying text summary for forecast statements.

Author:

Douglas Le Comte
 CPC/NOAA



droughtmonitor.unl.edu