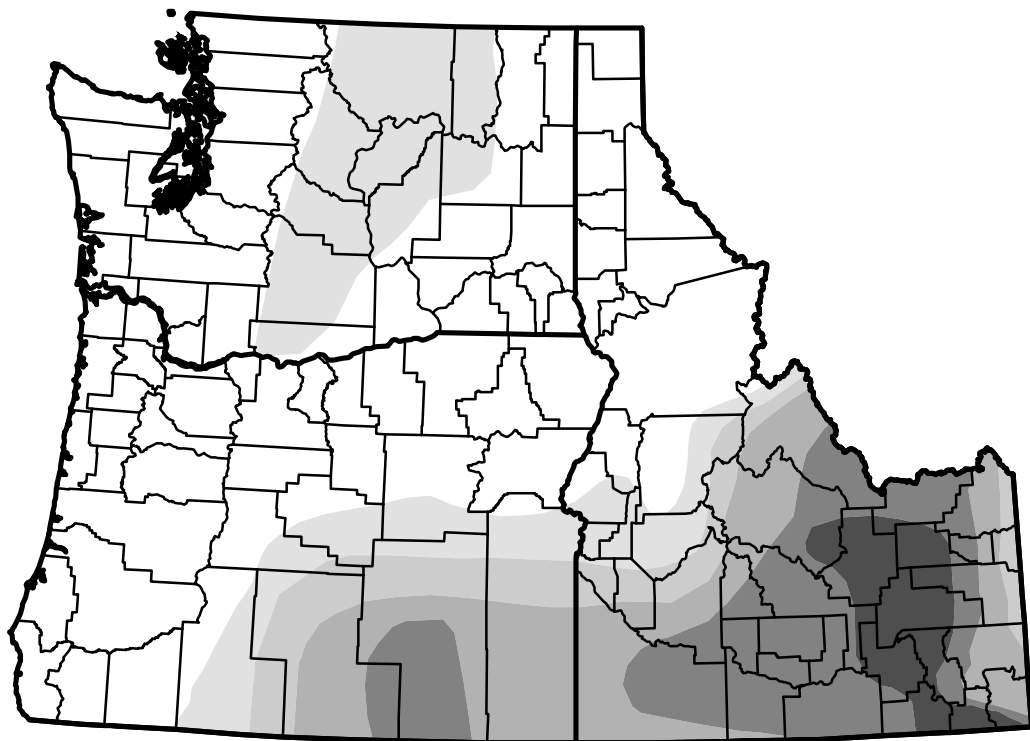


U.S. Drought Monitor

USDA Northwest Climate Hub






November 30, 2004
 (Released Thursday, Dec. 2, 2004)
 Valid 7 a.m. EST



Drought Conditions (Percent Area)

	None	D0-D4	D1-D4	D2-D4	D3-D4	D4
Current	73.08	26.92	9.45	7.76	4.44	1.14
Last Week <i>11-23-2004</i>	72.81	27.19	9.57	7.75	4.48	1.14
3 Months Ago <i>08-31-2004</i>	55.45	44.55	25.55	7.81	4.83	1.35
Start of Calendar Year <i>12-30-2003</i>	68.59	31.41	19.99	11.45	7.59	4.10
Start of Water Year <i>09-28-2004</i>	74.86	25.14	9.57	7.75	4.48	0.91
One Year Ago <i>12-02-2003</i>	66.62	33.38	21.53	15.10	8.54	4.99

Intensity:

-  D0 Abnormally Dry
-  D1 Moderate Drought
-  D2 Severe Drought
-  D3 Extreme Drought
-  D4 Exceptional Drought

The Drought Monitor focuses on broad-scale conditions. Local conditions may vary. See accompanying text summary for forecast statements.

Author:

Douglas Le Comte
 CPC/NOAA



<http://droughtmonitor.unl.edu/>

