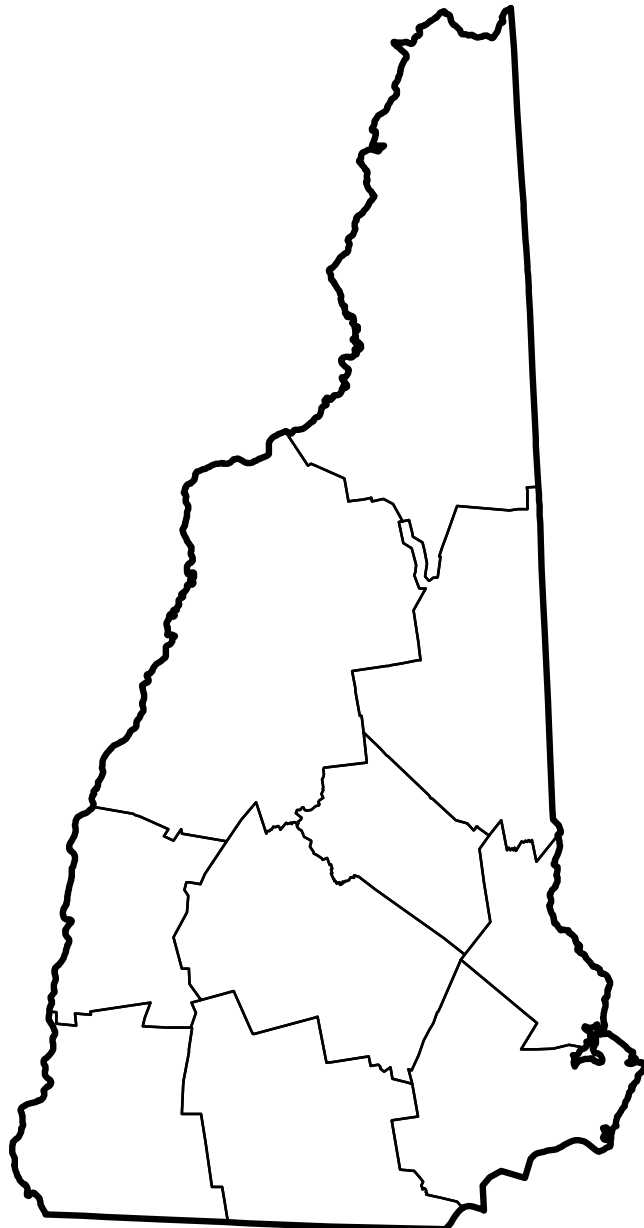


# U.S. Drought Monitor New Hampshire








**November 30, 2004**  
(Released Thursday, Dec. 2, 2004)  
Valid 7 a.m. EST

## Drought Conditions (Percent Area)

	None	D0	D1	D2	D3	D4
<b>Current</b>	100.00	0.00	0.00	0.00	0.00	0.00
<b>Last Week</b> <i>11/23/2004</i>	59.30	40.70	0.00	0.00	0.00	0.00
<b>3 Months Ago</b> <i>8/31/2004</i>	100.00	0.00	0.00	0.00	0.00	0.00
<b>Start of Calendar Year</b> <i>12/30/2003</i>	100.00	0.00	0.00	0.00	0.00	0.00
<b>Start of Water Year</b> <i>9/28/2004</i>	100.00	0.00	0.00	0.00	0.00	0.00
<b>One Year Ago</b> <i>12/2/2003</i>	100.00	0.00	0.00	0.00	0.00	0.00

### Intensity:

	D0 Abnormally Dry		D3 Extreme Drought
	D1 Moderate Drought		D4 Exceptional Drought
	D2 Severe Drought		

*The Drought Monitor focuses on broad-scale conditions. Local conditions may vary. See accompanying text summary for forecast statements.*

**Author:**  
*Douglas Le Comte*  
CPC/NOAA



<http://droughtmonitor.unl.edu/>