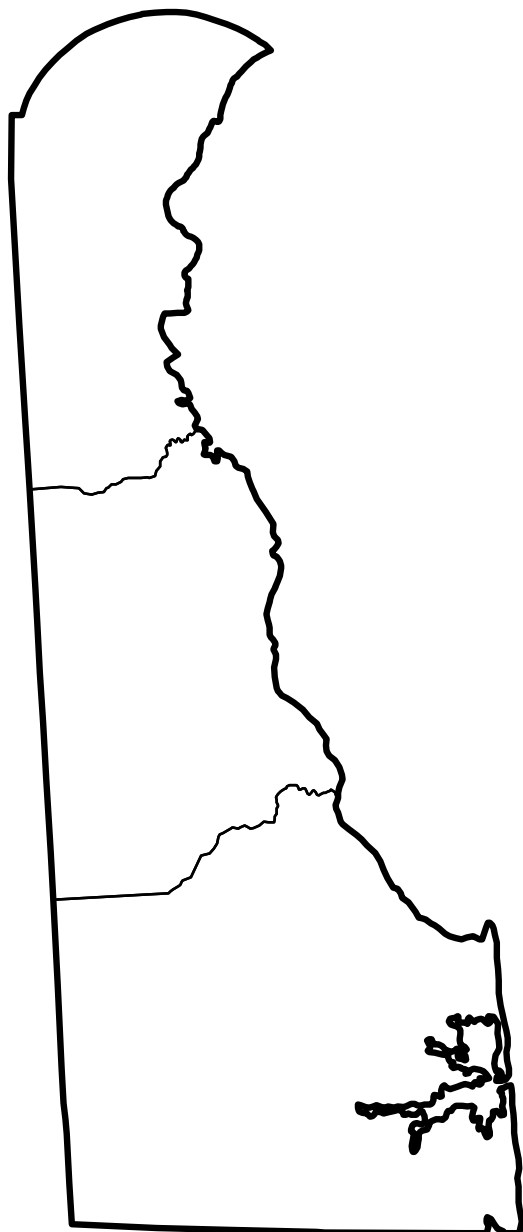


U.S. Drought Monitor Delaware








August 23, 2005
(Released Thursday, Aug. 25, 2005)

Valid 7 a.m. EST

Drought Conditions (Percent Area)

	None	D0-D4	D1-D4	D2-D4	D3-D4	D4
Current	100.00	0.00	0.00	0.00	0.00	0.00
Last Week <i>8/16/2005</i>	100.00	0.00	0.00	0.00	0.00	0.00
3 Months Ago <i>5/24/2005</i>	100.00	0.00	0.00	0.00	0.00	0.00
Start of Calendar Year <i>1/4/2005</i>	100.00	0.00	0.00	0.00	0.00	0.00
Start of Water Year <i>9/28/2004</i>	100.00	0.00	0.00	0.00	0.00	0.00
One Year Ago <i>8/24/2004</i>	100.00	0.00	0.00	0.00	0.00	0.00

Intensity:

 D0 Abnormally Dry	 D3 Extreme Drought
 D1 Moderate Drought	 D4 Exceptional Drought
 D2 Severe Drought	

The Drought Monitor focuses on broad-scale conditions. Local conditions may vary. See accompanying text summary for forecast statements.

Author:

David Miskus

NOAA/NWS/NCEP/CPC



<http://droughtmonitor.unl.edu/>