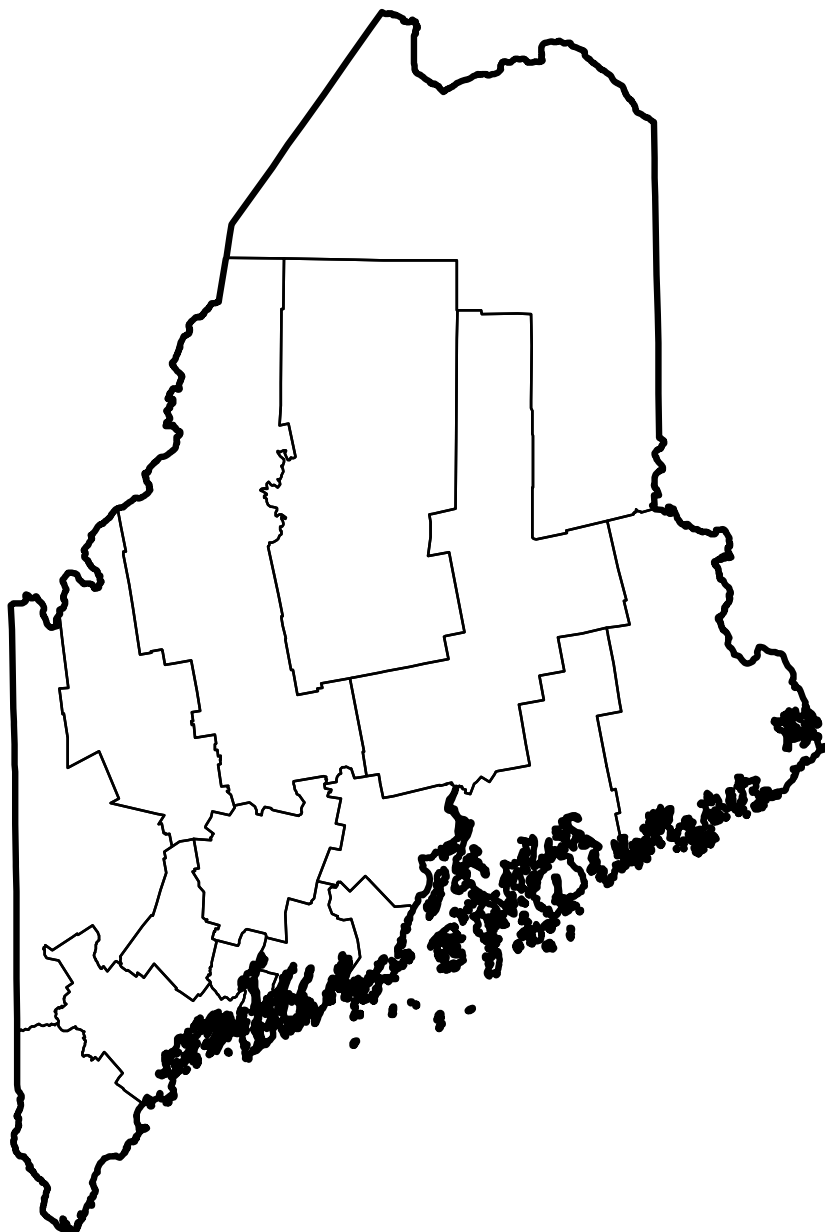


U.S. Drought Monitor

Maine








August 23, 2005
 (Released Thursday, Aug. 25, 2005)
 Valid 7 a.m. EST

Drought Conditions (Percent Area)

	None	D0-D4	D1-D4	D2-D4	D3-D4	D4
Current	100.00	0.00	0.00	0.00	0.00	0.00
Last Week <i>8/16/2005</i>	100.00	0.00	0.00	0.00	0.00	0.00
3 Months Ago <i>5/24/2005</i>	100.00	0.00	0.00	0.00	0.00	0.00
Start of Calendar Year <i>1/4/2005</i>	100.00	0.00	0.00	0.00	0.00	0.00
Start of Water Year <i>9/28/2004</i>	100.00	0.00	0.00	0.00	0.00	0.00
One Year Ago <i>8/24/2004</i>	100.00	0.00	0.00	0.00	0.00	0.00

Intensity:

-  D0 Abnormally Dry
-  D1 Moderate Drought
-  D2 Severe Drought
-  D3 Extreme Drought
-  D4 Exceptional Drought

The Drought Monitor focuses on broad-scale conditions. Local conditions may vary. See accompanying text summary for forecast statements.

Author:
 David Miskus
 NOAA/NWS/NCEP/CPC

