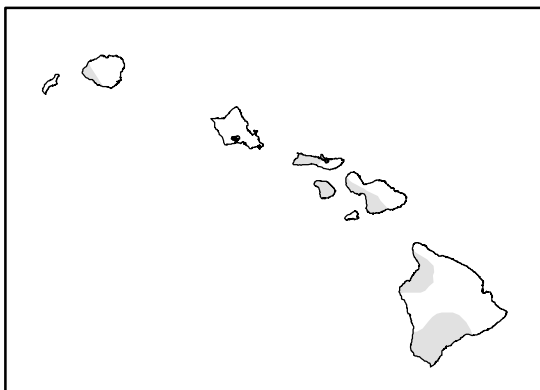
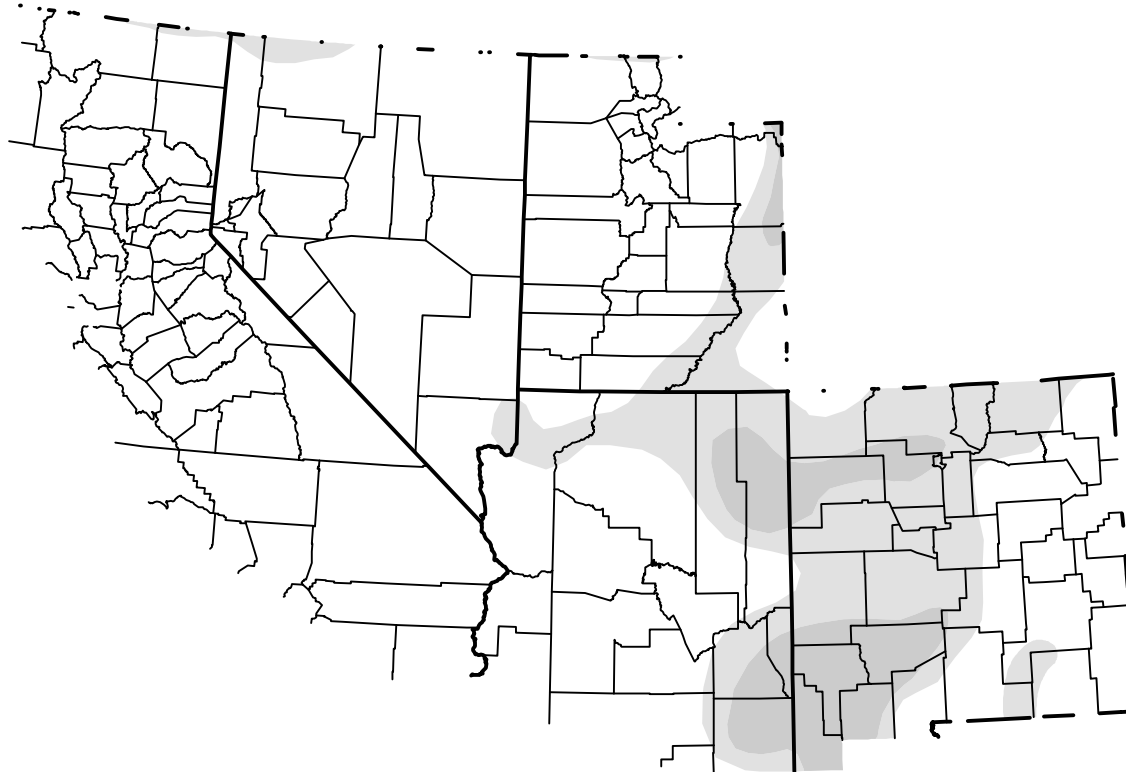


U.S. Drought Monitor

USDA Southwest Climate Hub

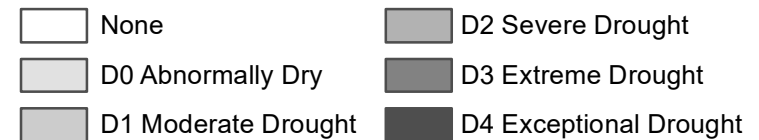
October 4, 2005
 (Released Thursday, Oct. 6, 2005)
 Valid 8 a.m. EDT



Drought Conditions (Percent Area)

	None	D0	D1	D2	D3	D4
Current	77.89	15.78	6.33	0.00	0.00	0.00
Last Week <i>09-29-2005</i>	76.22	16.98	6.80	0.00	0.00	0.00
3 Months Ago <i>07-07-2005</i>	70.42	21.80	7.78	0.00	0.00	0.00
Start of Calendar Year <i>01-06-2005</i>	25.51	15.17	26.52	21.06	11.64	0.11
Start of Water Year <i>09-29-2005</i>	76.22	16.98	6.80	0.00	0.00	0.00
One Year Ago <i>10-07-2004</i>	6.73	12.64	19.08	34.46	26.89	0.21

Intensity:



The Drought Monitor focuses on broad-scale conditions. Local conditions may vary. See accompanying text summary for forecast statements.

Author:

Richard Tinker
 CPC/NOAA/NWS/NCEP



droughtmonitor.unl.edu