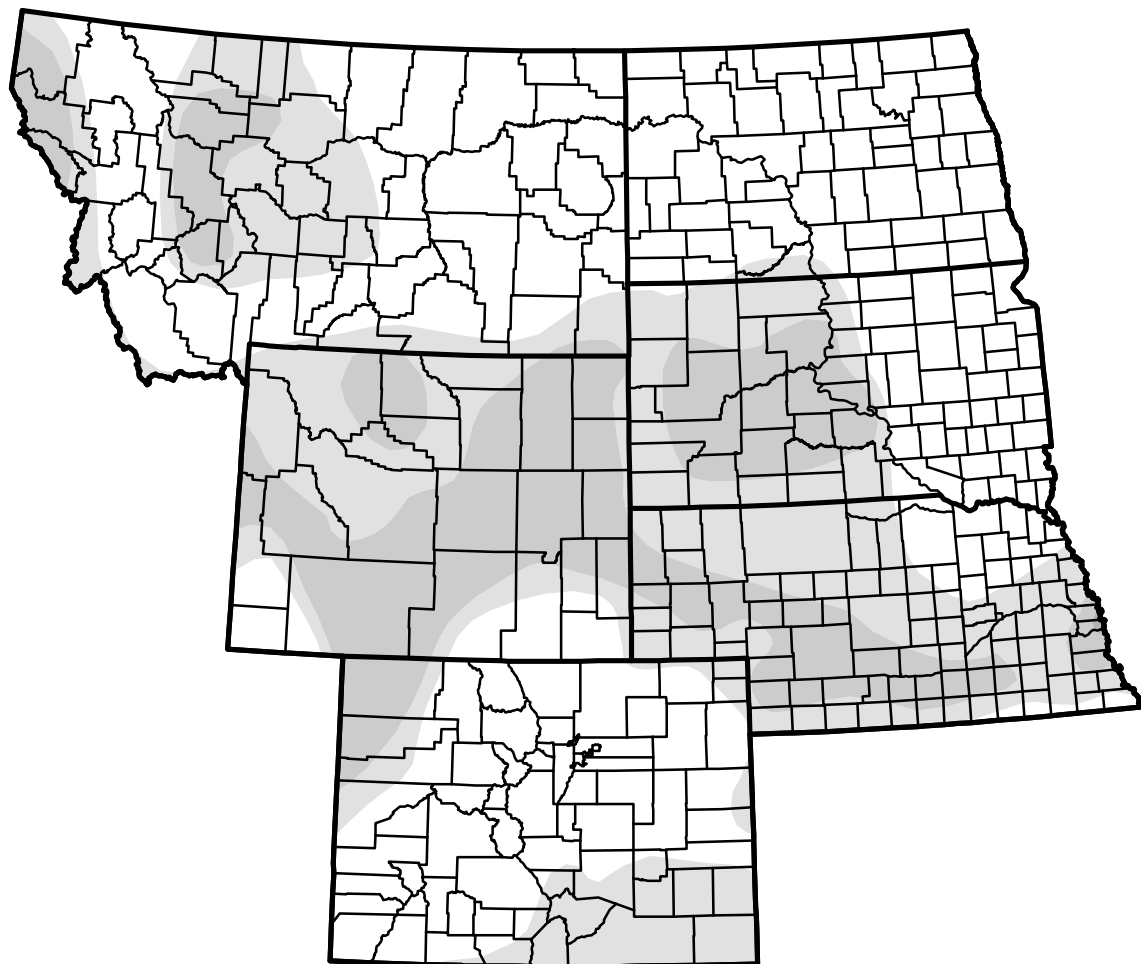


U.S. Drought Monitor

USDA Northern Plains Climate Hub






November 29, 2005
 (Released Thursday, Dec. 1, 2005)
 Valid 7 a.m. EST



Drought Conditions (Percent Area)

	None	D0	D1	D2	D3	D4
Current	50.87	28.54	20.56	0.03	0.00	0.00
Last Week <i>11-22-2005</i>	39.65	36.26	24.09	0.00	0.00	0.00
3 Months Ago <i>08-30-2005</i>	31.73	35.39	21.72	11.16	0.00	0.00
Start of Calendar Year <i>01-04-2005</i>	21.51	20.08	22.67	21.85	10.61	3.27
Start of Water Year <i>09-27-2005</i>	30.88	34.75	25.01	9.35	0.00	0.00
One Year Ago <i>11-30-2004</i>	24.26	19.74	23.63	19.94	9.30	3.13

Intensity:

-  D0 Abnormally Dry
-  D1 Moderate Drought
-  D2 Severe Drought
-  D3 Extreme Drought
-  D4 Exceptional Drought

The Drought Monitor focuses on broad-scale conditions. Local conditions may vary. See accompanying text summary for forecast statements.

Author:

Brad Rippey
 U.S. Department of Agriculture

