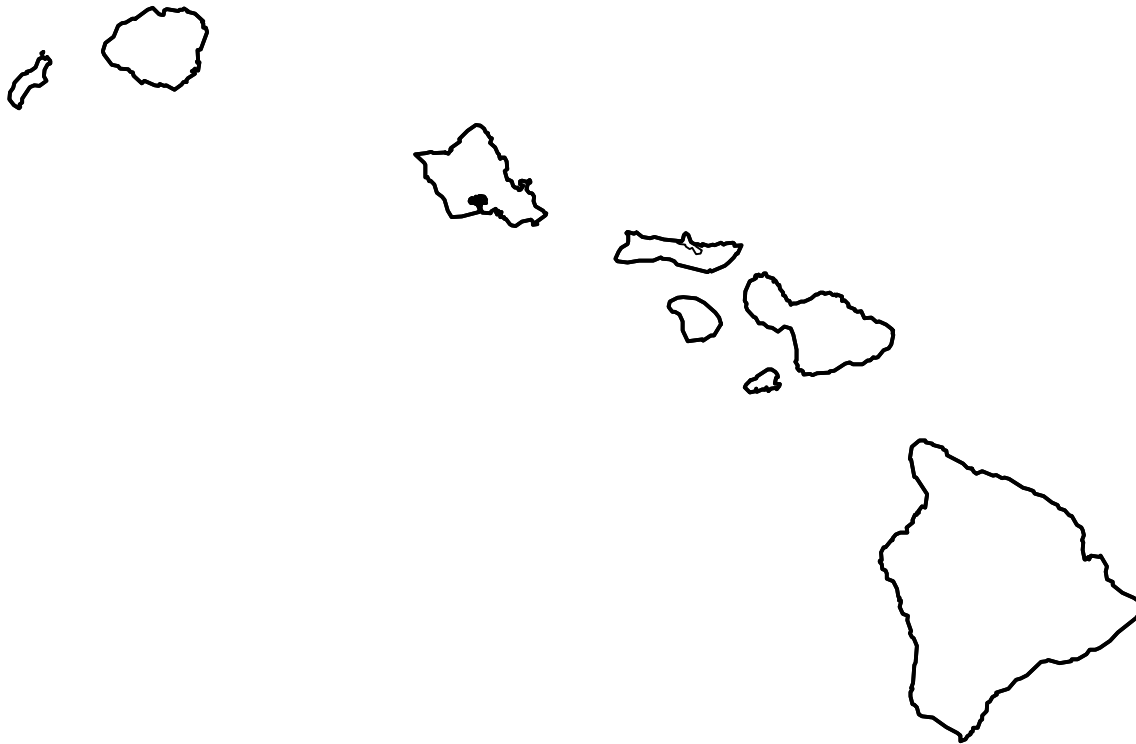


# U.S. Drought Monitor

## Hawaii





**April 25, 2006**  
 (Released Thursday, Apr. 27, 2006)  
 Valid 8 a.m. EDT

### Drought Conditions (Percent Area)

	None	D0-D4	D1-D4	D2-D4	D3-D4	D4
<b>Current</b>	97.37	0.00	0.00	0.00	0.00	0.00
<b>Last Week</b> <i>04-20-2006</i>	97.37	0.00	0.00	0.00	0.00	0.00
<b>3 Months Ago</b> <i>01-26-2006</i>	36.28	61.09	4.72	0.00	0.00	0.00
<b>Start of Calendar Year</b> <i>01-05-2006</i>	0.04	97.34	9.30	0.00	0.00	0.00
<b>Start of Water Year</b> <i>09-29-2005</i>	60.74	36.64	0.00	0.00	0.00	0.00
<b>One Year Ago</b> <i>04-28-2005</i>	97.37	0.00	0.00	0.00	0.00	0.00

### Intensity:

 None	 D2 Severe Drought
 D0 Abnormally Dry	 D3 Extreme Drought
 D1 Moderate Drought	 D4 Exceptional Drought

The Drought Monitor focuses on broad-scale conditions. Local conditions may vary. For more information on the Drought Monitor, go to <https://droughtmonitor.unl.edu/About.aspx>

### Author:

Brad Rippey  
 U.S. Department of Agriculture



[droughtmonitor.unl.edu](https://droughtmonitor.unl.edu)