

U.S. Drought Monitor

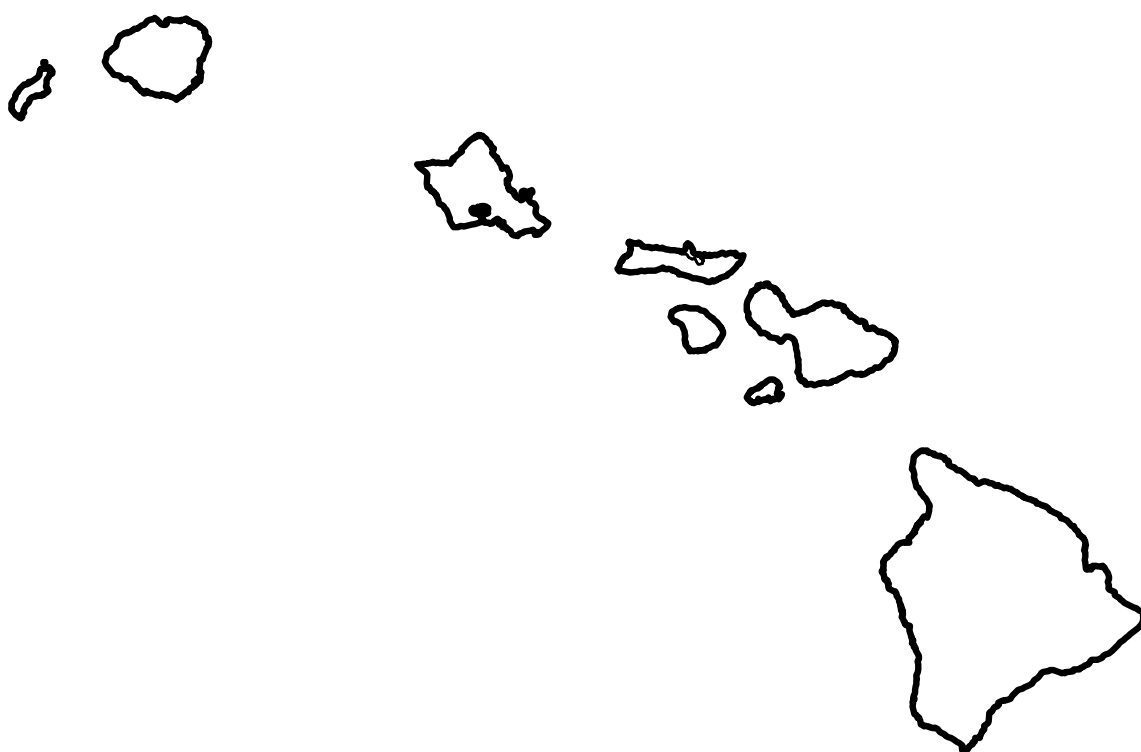
Hawaii

February 26, 2008
(Released Thursday, Feb. 28, 2008)






Valid 7 a.m. EST

Drought Conditions (Percent Area)

	None	D0	D1	D2	D3	D4
Current	100.00	0.00	0.00	0.00	0.00	0.00
Last Week <i>2/19/2008</i>	100.00	0.00	0.00	0.00	0.00	0.00
3 Months Ago <i>11/27/2007</i>	34.55	51.27	12.00	2.18	0.00	0.00
Start of Calendar Year <i>1/1/2008</i>	71.63	28.37	0.00	0.00	0.00	0.00
Start of Water Year <i>9/25/2007</i>	19.04	36.30	42.48	2.18	0.00	0.00
One Year Ago <i>2/27/2007</i>	0.62	99.38	0.00	0.00	0.00	0.00



Intensity:

-  D0 Abnormally Dry
-  D1 Moderate Drought
-  D2 Severe Drought
-  D3 Extreme Drought
-  D4 Exceptional Drought

The Drought Monitor focuses on broad-scale conditions. Local conditions may vary. See accompanying text summary for forecast statements.

Author:
Brad Rippey
 U.S. Department of Agriculture



<http://droughtmonitor.unl.edu/>