

# U.S. Drought Monitor Rhode Island






**February 26, 2008**  
(Released Thursday, Feb. 28, 2008)  
Valid 7 a.m. EST



### Drought Conditions (Percent Area)

	None	D0	D1	D2	D3	D4
<b>Current</b>	100.00	0.00	0.00	0.00	0.00	0.00
<b>Last Week</b> <i>2/19/2008</i>	100.00	0.00	0.00	0.00	0.00	0.00
<b>3 Months Ago</b> <i>11/27/2007</i>	0.28	0.70	99.02	0.00	0.00	0.00
<b>Start of Calendar Year</b> <i>1/1/2008</i>	0.00	100.00	0.00	0.00	0.00	0.00
<b>Start of Water Year</b> <i>9/25/2007</i>	0.21	67.12	32.67	0.00	0.00	0.00
<b>One Year Ago</b> <i>2/27/2007</i>	100.00	0.00	0.00	0.00	0.00	0.00

### Intensity:

-  D0 Abnormally Dry
-  D1 Moderate Drought
-  D2 Severe Drought
-  D3 Extreme Drought
-  D4 Exceptional Drought

*The Drought Monitor focuses on broad-scale conditions. Local conditions may vary. See accompanying text summary for forecast statements.*

**Author:**  
*Brad Rippey*  
U.S. Department of Agriculture

