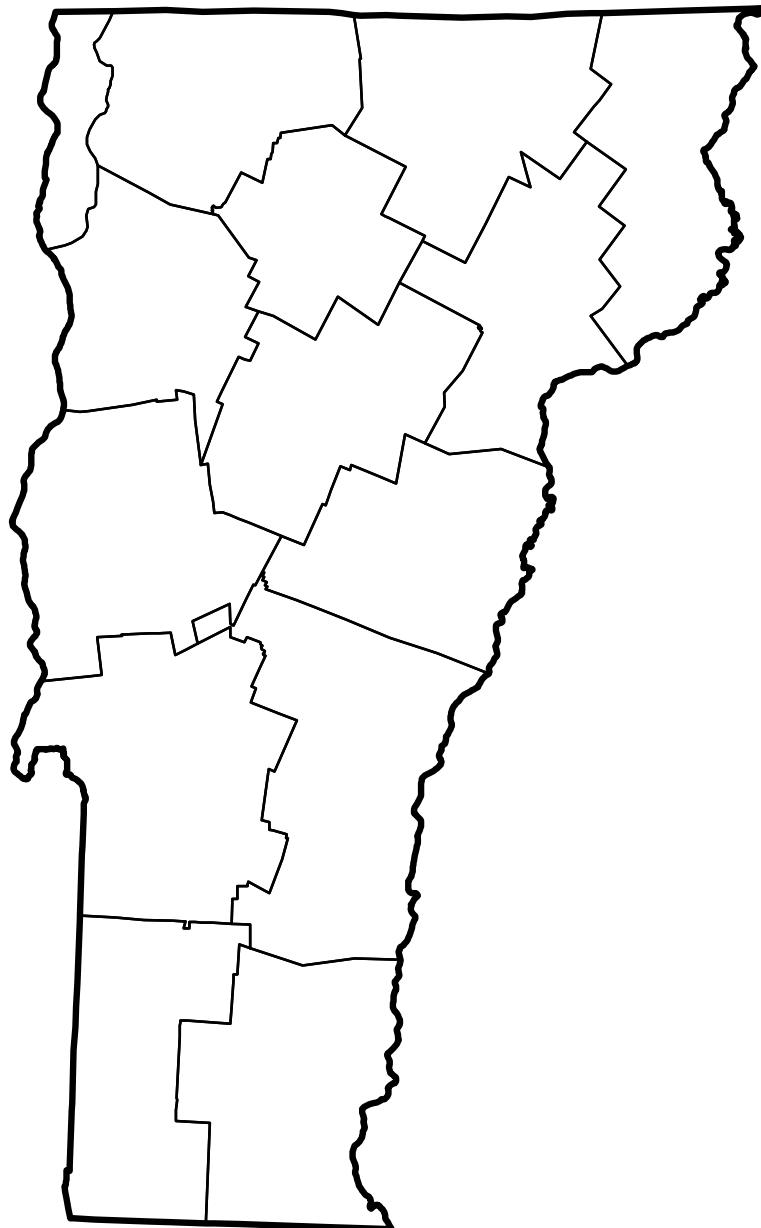


U.S. Drought Monitor Vermont








February 26, 2008
(Released Thursday, Feb. 28, 2008)

Valid 7 a.m. EST

Drought Conditions (Percent Area)

	None	D0-D4	D1-D4	D2-D4	D3-D4	D4
Current	100.00	0.00	0.00	0.00	0.00	0.00
Last Week <i>2/19/2008</i>	100.00	0.00	0.00	0.00	0.00	0.00
3 Months Ago <i>11/27/2007</i>	100.00	0.00	0.00	0.00	0.00	0.00
Start of Calendar Year <i>1/1/2008</i>	100.00	0.00	0.00	0.00	0.00	0.00
Start of Water Year <i>9/25/2007</i>	41.81	58.19	0.00	0.00	0.00	0.00
One Year Ago <i>2/27/2007</i>	100.00	0.00	0.00	0.00	0.00	0.00

Intensity:

 D0 Abnormally Dry	 D3 Extreme Drought
 D1 Moderate Drought	 D4 Exceptional Drought
 D2 Severe Drought	

The Drought Monitor focuses on broad-scale conditions. Local conditions may vary. See accompanying text summary for forecast statements.

Author:
Brad Rippey
U.S. Department of Agriculture



<http://droughtmonitor.unl.edu/>