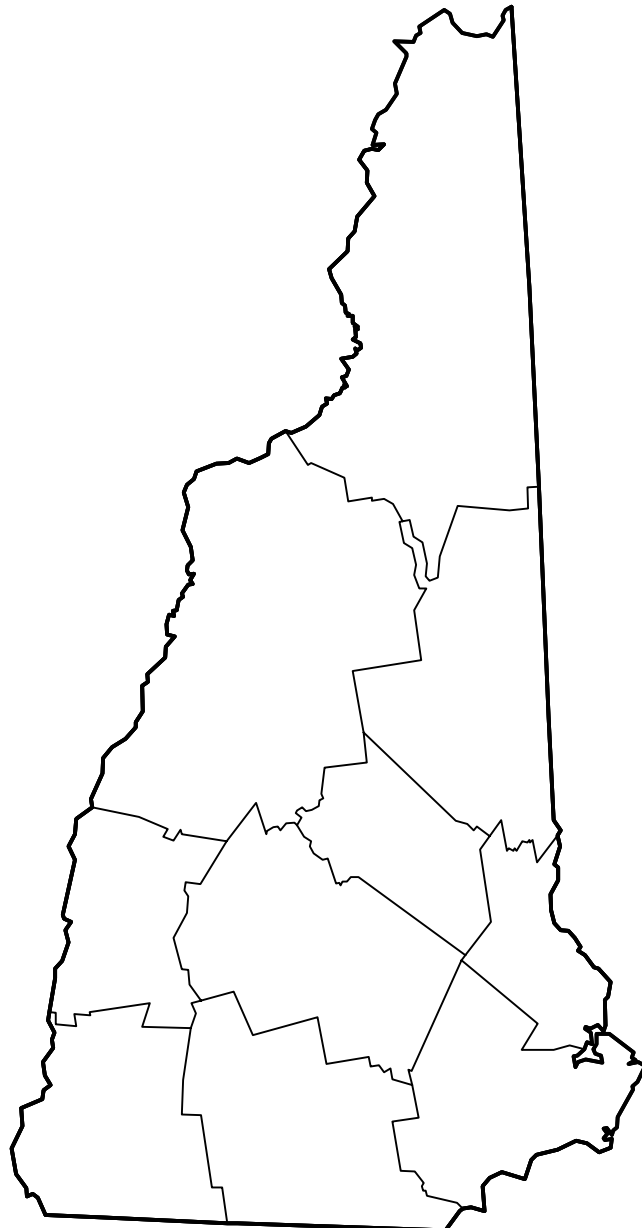


U.S. Drought Monitor New Hampshire









June 2, 2009
(Released Thursday, Jun. 4, 2009)
Valid 8 a.m. EDT

Drought Conditions (Percent Area)

| | None | D0 | D1 | D2 | D3 | D4 |
|--|--------|------|------|------|------|------|
| Current | 100.00 | 0.00 | 0.00 | 0.00 | 0.00 | 0.00 |
| Last Week <i>05-28-2009</i> | 100.00 | 0.00 | 0.00 | 0.00 | 0.00 | 0.00 |
| 3 Months Ago <i>03-05-2009</i> | 100.00 | 0.00 | 0.00 | 0.00 | 0.00 | 0.00 |
| Start of Calendar Year <i>01-01-2009</i> | 100.00 | 0.00 | 0.00 | 0.00 | 0.00 | 0.00 |
| Start of Water Year <i>10-02-2008</i> | 100.00 | 0.00 | 0.00 | 0.00 | 0.00 | 0.00 |
| One Year Ago <i>06-05-2008</i> | 100.00 | 0.00 | 0.00 | 0.00 | 0.00 | 0.00 |

Intensity:

| | |
|---|--|
|  None |  D2 Severe Drought |
|  D0 Abnormally Dry |  D3 Extreme Drought |
|  D1 Moderate Drought |  D4 Exceptional Drought |

The Drought Monitor focuses on broad-scale conditions. Local conditions may vary. For more information on the Drought Monitor, go to <https://droughtmonitor.unl.edu/About.aspx>

Author:

Brian Fuchs
National Drought Mitigation Center



droughtmonitor.unl.edu