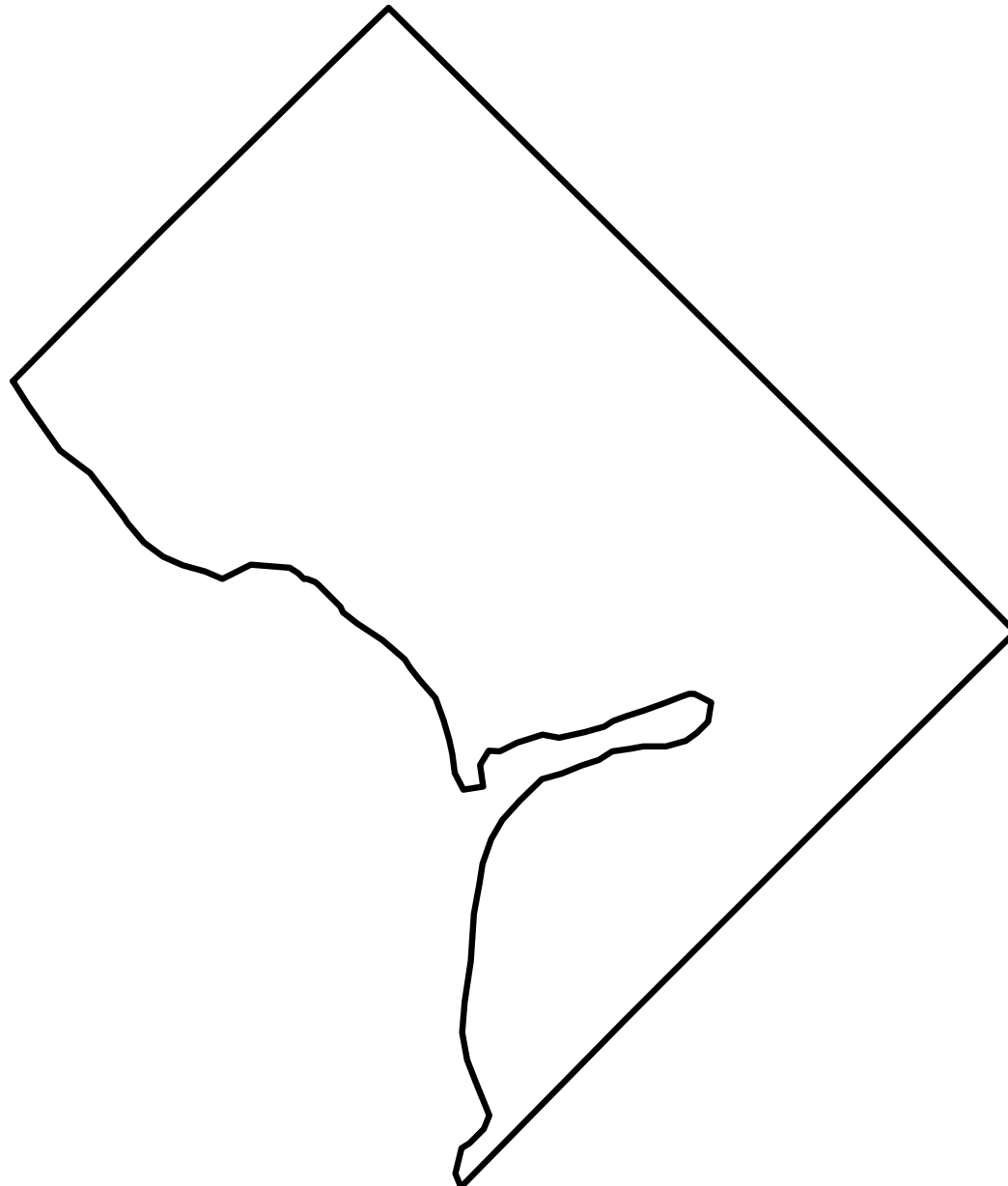


U.S. Drought Monitor District of Columbia






May 18, 2010
(Released Thursday, May. 20, 2010)
Valid 7 a.m. EST



Drought Conditions (Percent Area)

	None	D0	D1	D2	D3	D4
Current	100.00	0.00	0.00	0.00	0.00	0.00
Last Week <i>5/11/2010</i>	100.00	0.00	0.00	0.00	0.00	0.00
3 Months Ago <i>2/16/2010</i>	100.00	0.00	0.00	0.00	0.00	0.00
Start of Calendar Year <i>12/29/2009</i>	100.00	0.00	0.00	0.00	0.00	0.00
Start of Water Year <i>9/29/2009</i>	100.00	0.00	0.00	0.00	0.00	0.00
One Year Ago <i>5/19/2009</i>	100.00	0.00	0.00	0.00	0.00	0.00

Intensity:

-  D0 Abnormally Dry
-  D1 Moderate Drought
-  D2 Severe Drought
-  D3 Extreme Drought
-  D4 Exceptional Drought

The Drought Monitor focuses on broad-scale conditions. Local conditions may vary. See accompanying text summary for forecast statements.

Author:
Michael Brewer
NCDC/NOAA

