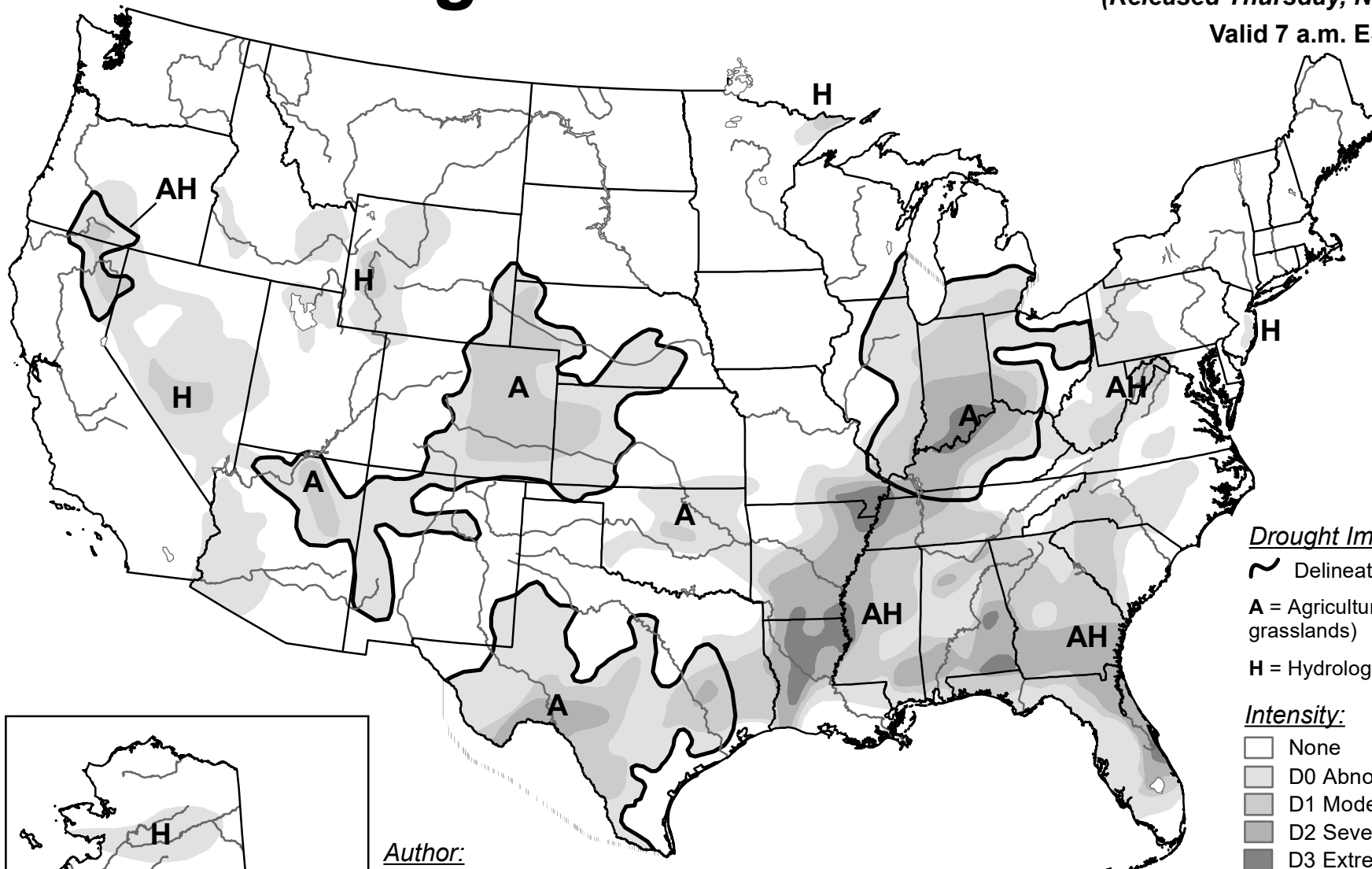


# U.S. Drought Monitor

November 23, 2010  
(Released Thursday, Nov. 25, 2010)  
Valid 7 a.m. EST



## Drought Impact Types:

~ Delineates dominant impacts

A = Agricultural (crops, pastures, grasslands)

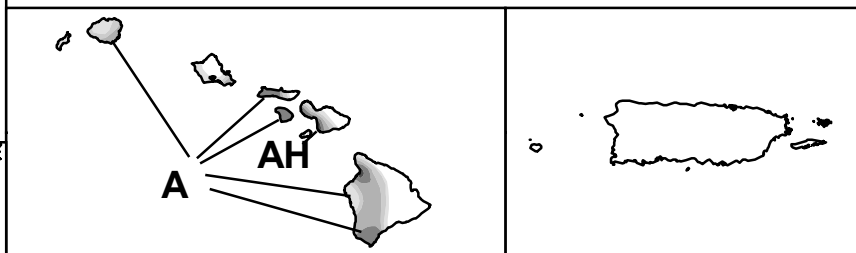
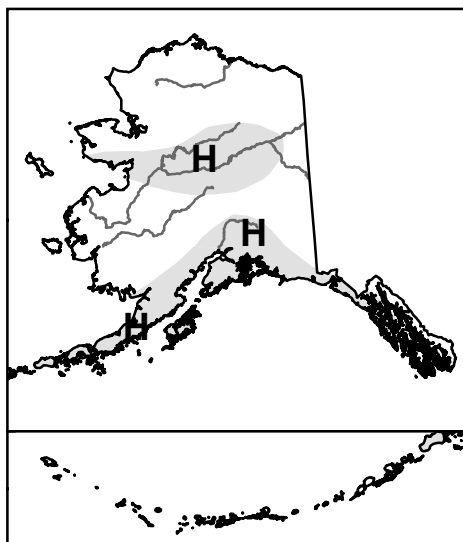
H = Hydrological (water)

## Intensity:

- None
- D0 Abnormally Dry
- D1 Moderate Drought
- D2 Severe Drought
- D3 Extreme Drought
- D4 Exceptional Drought

## Author:

Michael Brewer  
NCEI/NOAA



The Drought Monitor focuses on broad-scale conditions. Local conditions may vary. For more information on the Drought Monitor, go to <https://droughtmonitor.unl.edu/About.aspx>



[droughtmonitor.unl.edu](https://droughtmonitor.unl.edu)