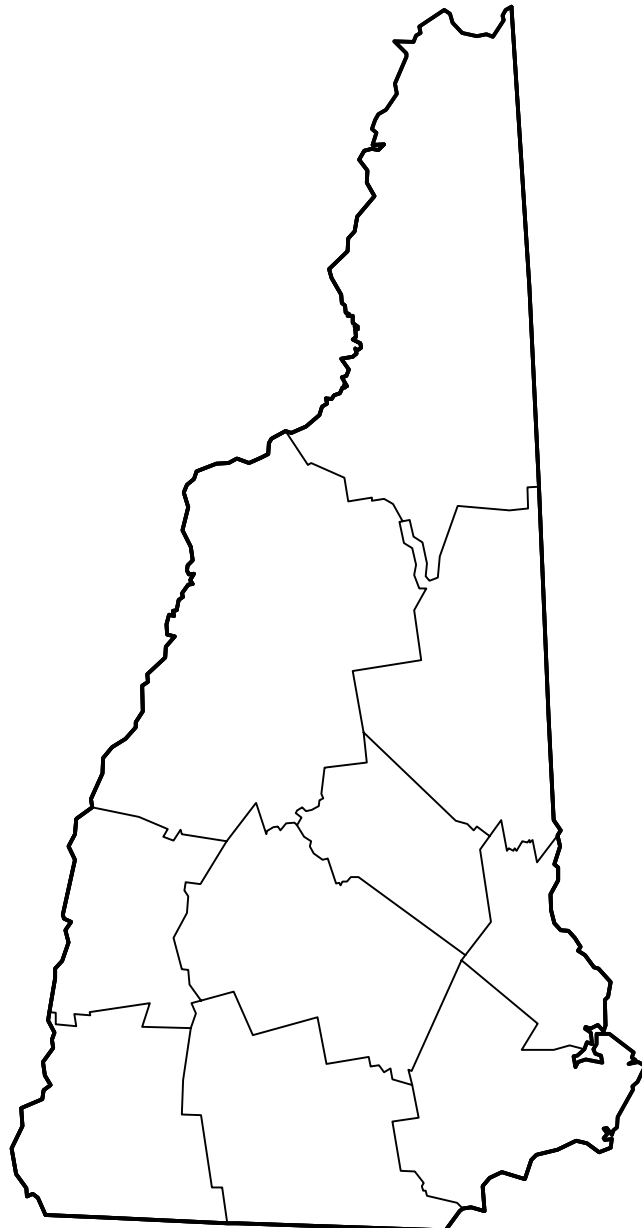


U.S. Drought Monitor New Hampshire







July 16, 2013
(Released Thursday, Jul. 18, 2013)
Valid 8 a.m. EDT



Drought Conditions (Percent Area)

	None	D0	D1	D2	D3	D4
Current	100.00	0.00	0.00	0.00	0.00	0.00
Last Week <i>07-11-2013</i>	100.00	0.00	0.00	0.00	0.00	0.00
3 Months Ago <i>04-18-2013</i>	60.85	39.15	0.00	0.00	0.00	0.00
Start of Calendar Year <i>01-03-2013</i>	67.68	32.31	0.00	0.00	0.00	0.00
Start of Water Year <i>09-27-2012</i>	100.00	0.00	0.00	0.00	0.00	0.00
One Year Ago <i>07-19-2012</i>	71.40	28.59	0.00	0.00	0.00	0.00

Intensity:

 None	 D2 Severe Drought
 D0 Abnormally Dry	 D3 Extreme Drought
 D1 Moderate Drought	 D4 Exceptional Drought

The Drought Monitor focuses on broad-scale conditions. Local conditions may vary. For more information on the Drought Monitor, go to <https://droughtmonitor.unl.edu/About.aspx>

Author:

Richard Heim
NCEI/NOAA



droughtmonitor.unl.edu