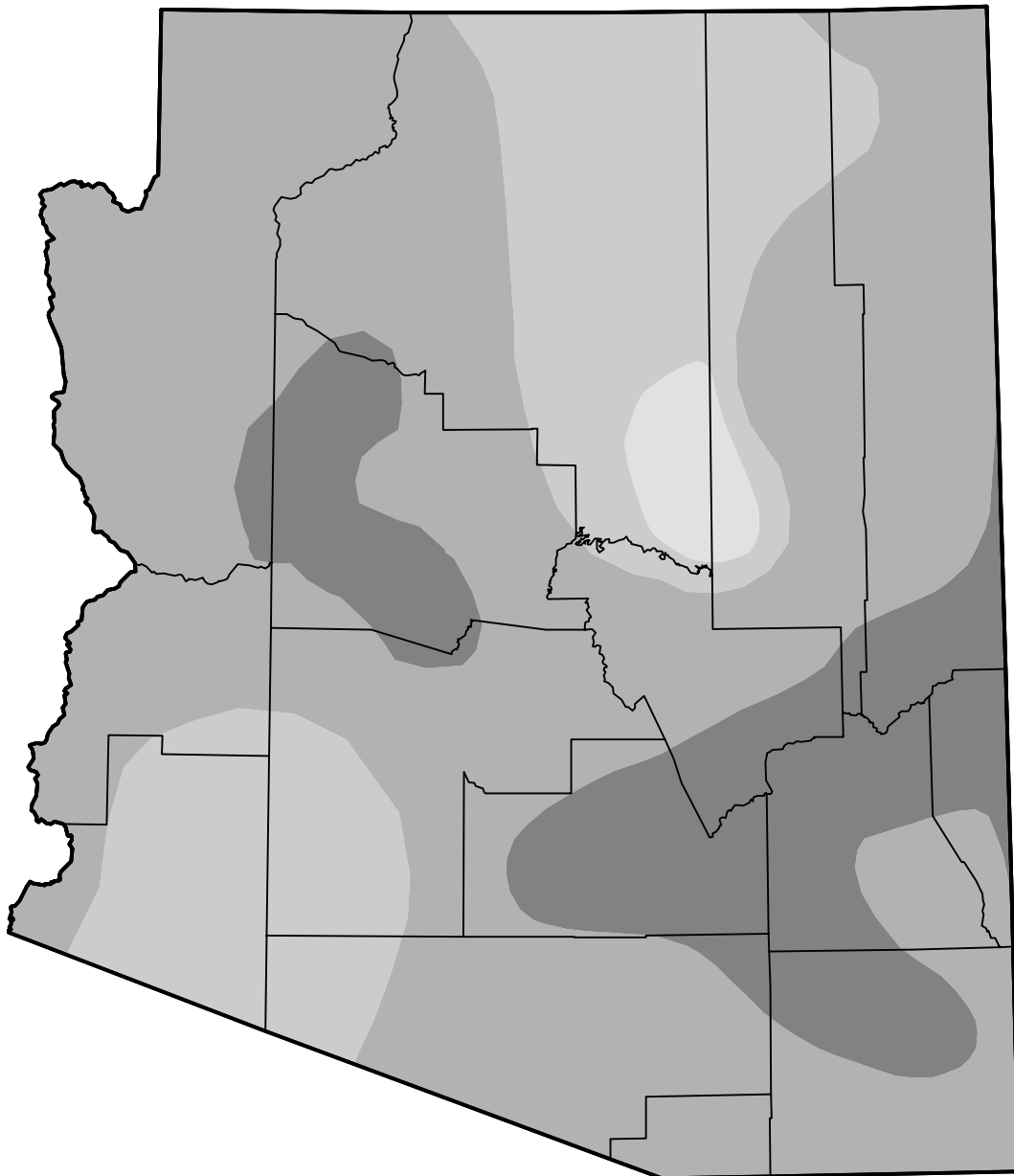


U.S. Drought Monitor Arizona




July 8, 2014
(Released Thursday, Jul. 10, 2014)
Valid 8 a.m. EDT



Drought Conditions (Percent Area)

	None	D0-D4	D1-D4	D2-D4	D3-D4	D4
Current	0.00	100.00	98.17	76.30	17.11	0.00
Last Week <i>07-03-2014</i>	0.00	100.00	98.17	76.30	17.11	0.00
3 Months Ago <i>04-10-2014</i>	0.00	100.00	88.56	57.06	5.18	0.00
Start of Calendar Year <i>01-02-2014</i>	20.72	79.28	53.58	14.73	0.00	0.00
Start of Water Year <i>10-03-2013</i>	14.83	85.17	61.91	25.28	0.00	0.00
One Year Ago <i>07-11-2013</i>	0.00	100.00	92.46	72.77	27.35	3.04

Intensity:

 None	 D2 Severe Drought
 D0 Abnormally Dry	 D3 Extreme Drought
 D1 Moderate Drought	 D4 Exceptional Drought

The Drought Monitor focuses on broad-scale conditions. Local conditions may vary. For more information on the Drought Monitor, go to <https://droughtmonitor.unl.edu/About.aspx>

Author:

Anthony Artusa
NOAA/NWS/NCEP/CPC



droughtmonitor.unl.edu