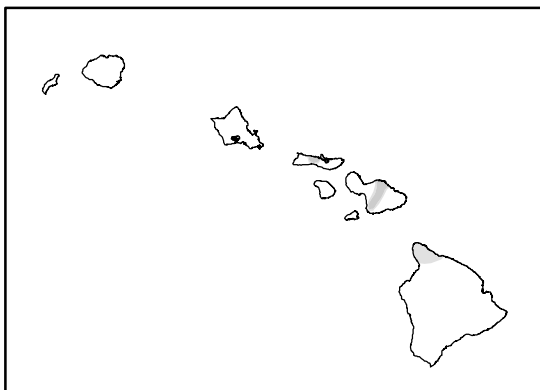
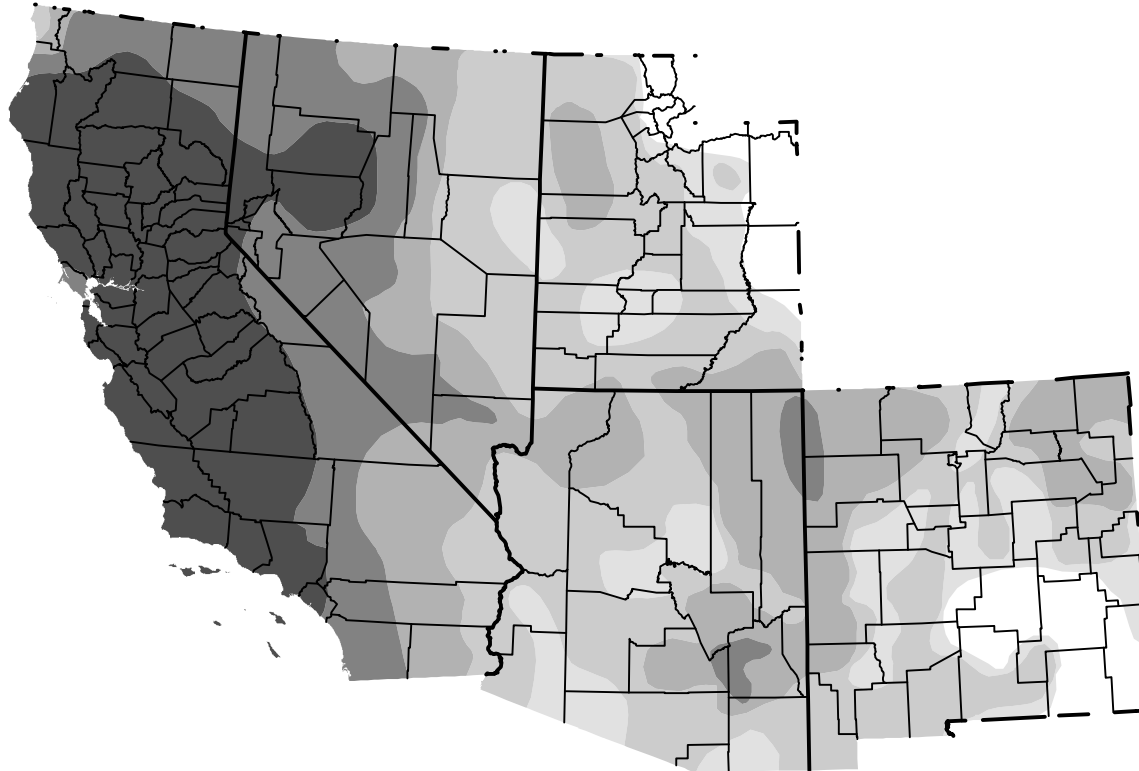


U.S. Drought Monitor

USDA Southwest Climate Hub

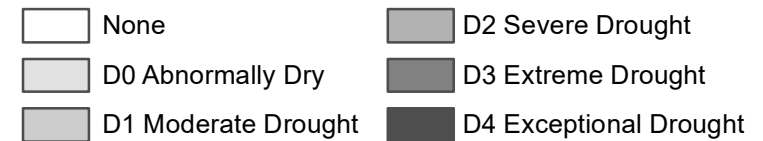
October 28, 2014
 (Released Thursday, Oct. 30, 2014)
 Valid 8 a.m. EDT



Drought Conditions (Percent Area)

	None	D0-D4	D1-D4	D2-D4	D3-D4	D4
Current	7.15	92.85	82.02	52.97	31.77	17.72
Last Week <i>10-23-2014</i>	7.13	92.87	82.02	52.97	31.77	17.72
3 Months Ago <i>07-31-2014</i>	2.05	97.95	94.16	70.73	39.11	17.72
Start of Calendar Year <i>01-02-2014</i>	5.09	94.91	77.46	49.37	13.47	1.00
Start of Water Year <i>10-02-2014</i>	6.10	93.90	82.03	53.46	33.11	17.72
One Year Ago <i>10-31-2013</i>	4.12	95.88	83.47	52.11	9.05	1.00

Intensity:



The Drought Monitor focuses on broad-scale conditions. Local conditions may vary. See accompanying text summary for forecast statements.

Author:

Brian Fuchs
 National Drought Mitigation Center



droughtmonitor.unl.edu