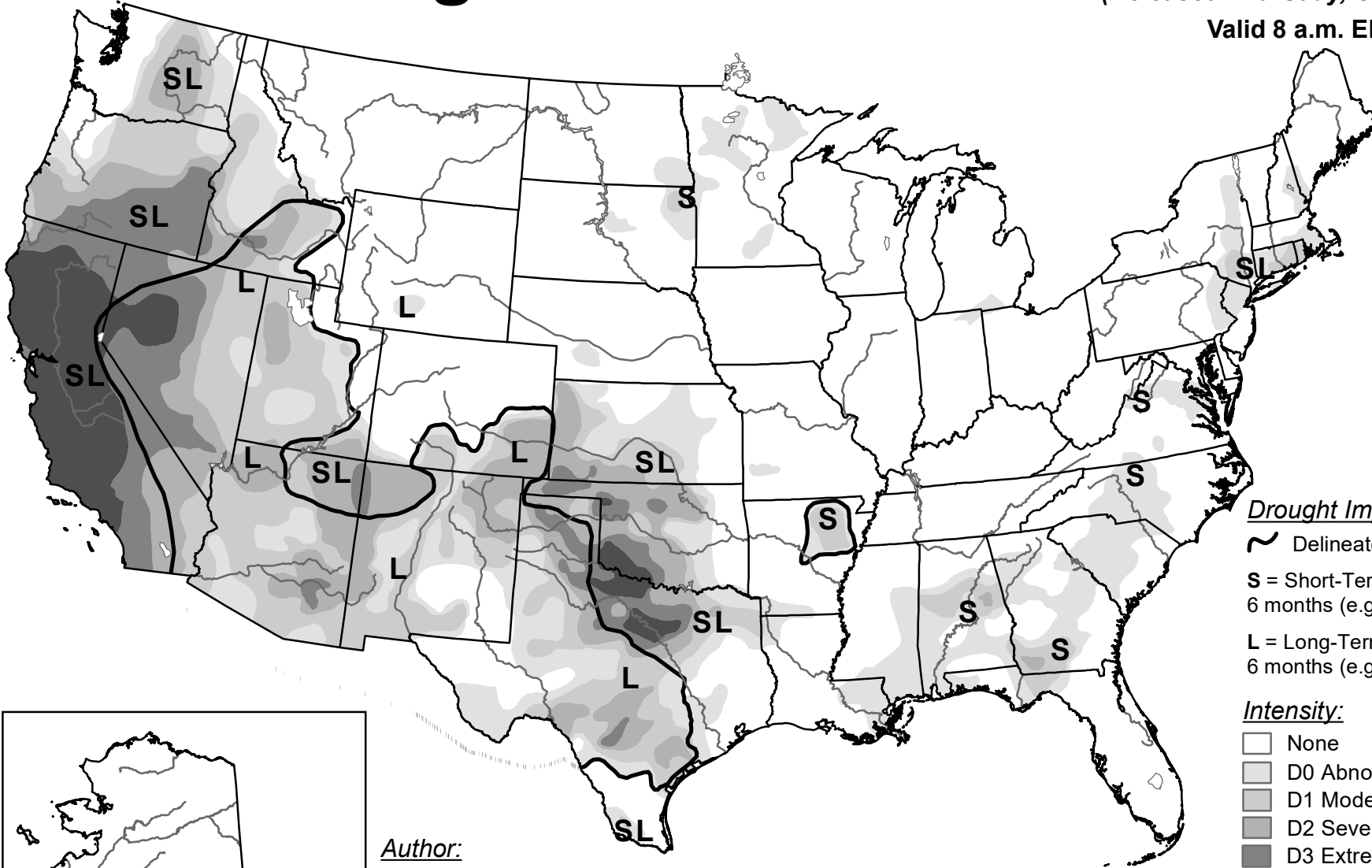


U.S. Drought Monitor

October 28, 2014

(Released Thursday, Oct. 30, 2014

Valid 8 a.m. EDT

Drought Impact Types:

~ Delineates dominant impacts

S = Short-Term, typically less than 6 months (e.g. agriculture, grasslands)

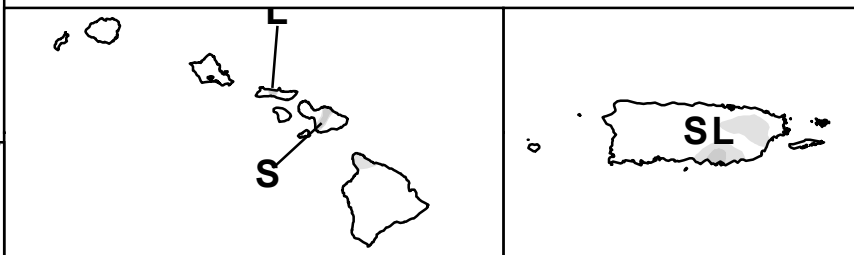
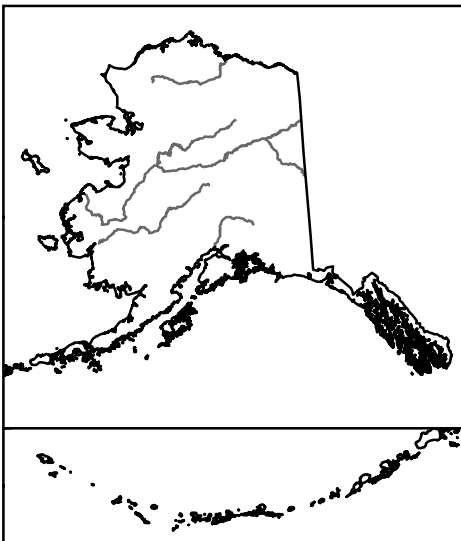
L = Long-Term, typically greater than 6 months (e.g. hydrology, ecology)

Intensity:

☐ None
☐ D0 Abnormally Dry
☐ D1 Moderate Drought
☐ D2 Severe Drought
☐ D3 Extreme Drought
☐ D4 Exceptional Drought

Author:

Brian Fuchs
National Drought Mitigation Center



The Drought Monitor focuses on broad-scale conditions. Local conditions may vary. For more information on the Drought Monitor, go to <https://droughtmonitor.unl.edu/About.aspx>



droughtmonitor.unl.edu