

U.S. Drought Monitor

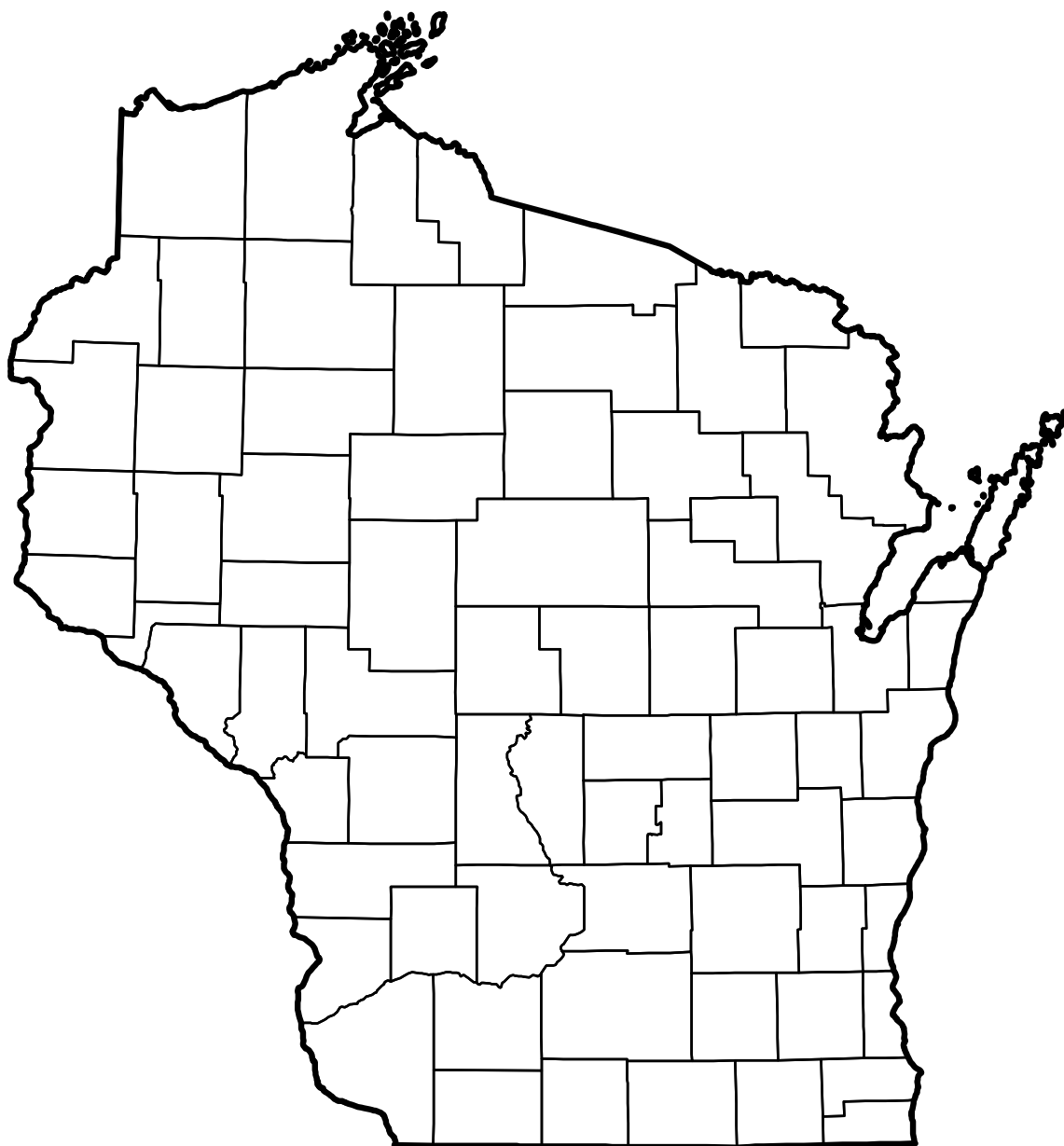
Wisconsin

November 11, 2014
(Released Thursday, Nov. 13, 2014)






Valid 7 a.m. EST

Drought Conditions (Percent Area)

	None	D0	D1	D2	D3	D4
Current	100.00	0.00	0.00	0.00	0.00	0.00
Last Week <i>11/4/2014</i>	100.00	0.00	0.00	0.00	0.00	0.00
3 Months Ago <i>8/12/2014</i>	88.60	11.40	0.00	0.00	0.00	0.00
Start of Calendar Year <i>12/31/2013</i>	59.94	16.95	18.99	4.12	0.00	0.00
Start of Water Year <i>9/30/2014</i>	92.99	7.01	0.00	0.00	0.00	0.00
One Year Ago <i>11/12/2013</i>	50.34	26.55	18.99	4.12	0.00	0.00



Intensity:

-  D0 Abnormally Dry
-  D1 Moderate Drought
-  D2 Severe Drought
-  D3 Extreme Drought
-  D4 Exceptional Drought

The Drought Monitor focuses on broad-scale conditions. Local conditions may vary. See accompanying text summary for forecast statements.

Author:
 Matthew Rosencrans
 CPC/NCEP/NWS/NOAA

