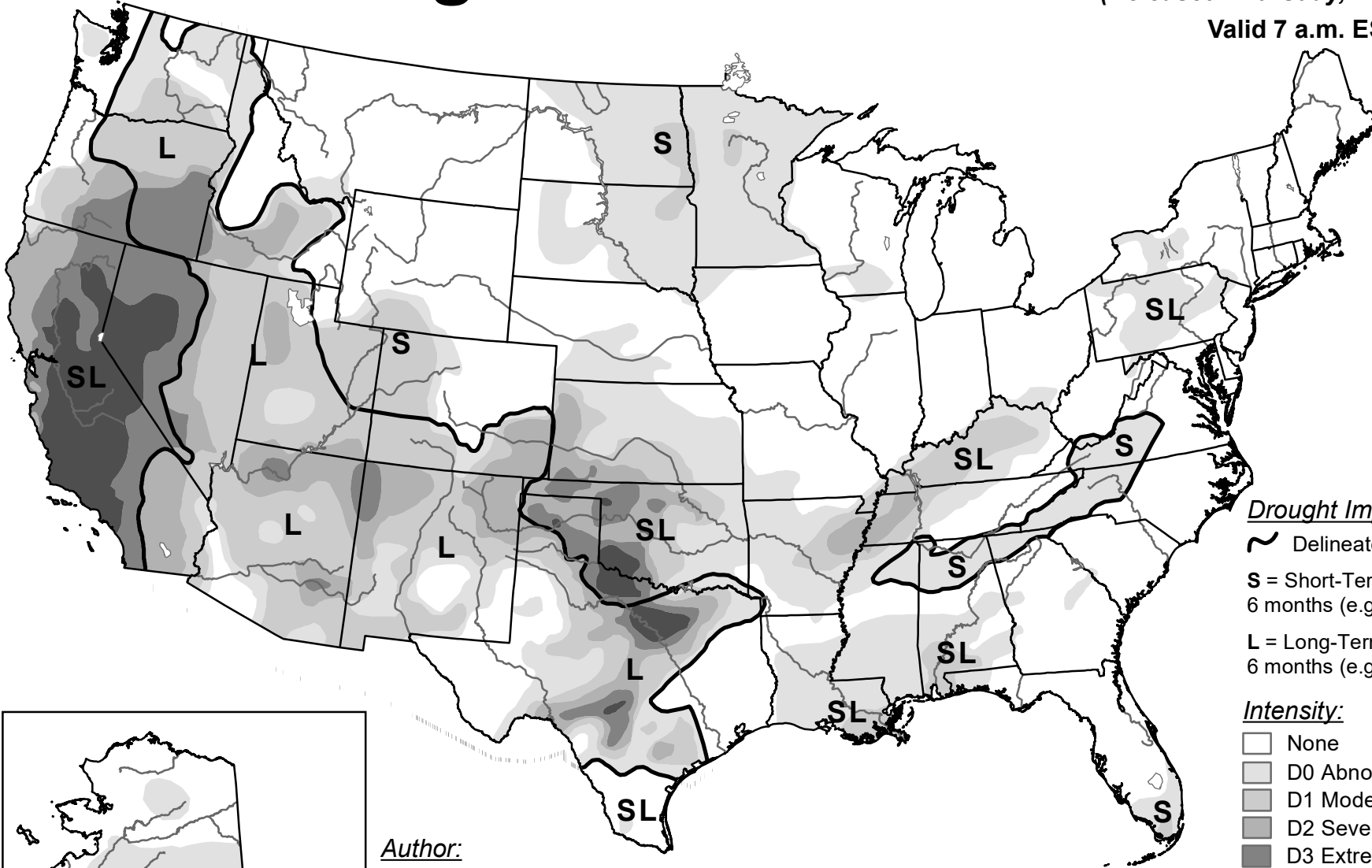


U.S. Drought Monitor

February 17, 2015

(Released Thursday, Feb. 19, 2015)

Valid 7 a.m. EST









Drought Impact Types:

~ Delineates dominant impacts

S = Short-Term, typically less than 6 months (e.g. agriculture, grasslands)

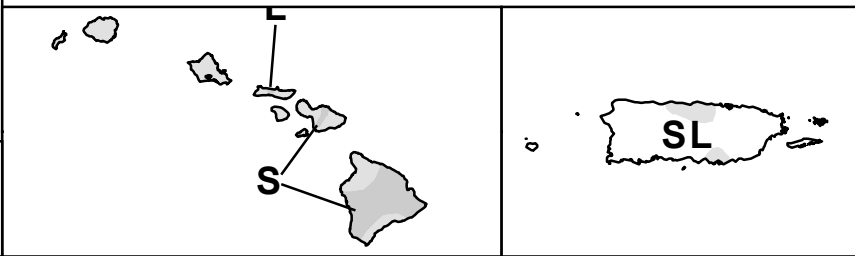
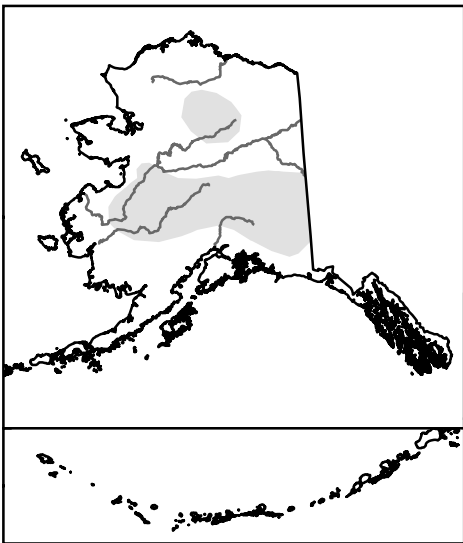
L = Long-Term, typically greater than 6 months (e.g. hydrology, ecology)

Intensity:

 None
 D0 Abnormally Dry
 D1 Moderate Drought
 D2 Severe Drought
 D3 Extreme Drought
 D4 Exceptional Drought

Author:

Richard Heim
NCEI/NOAA



The Drought Monitor focuses on broad-scale conditions. Local conditions may vary. For more information on the Drought Monitor, go to <https://droughtmonitor.unl.edu/About.aspx>



droughtmonitor.unl.edu